

News – 2021

new macros and bugfixes for the basic package.

August 27, 2021

Package author(s):
Herbert Voß

Contents

I. pstricks – package	2
1. pstricks.sty	2
2. pstricks.tex (v. 3.03 – 2021/08/23)	2
2.1. Arrows	2
2.2. Symbolfont	3
2.3. Fillstyle penrose	3
3. Lua ^A T _E X	5
References	5

Part I.

pstricks – package

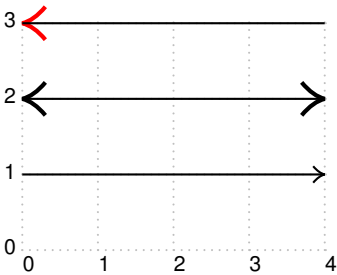
1. pstricks.sty

The optional argument `gsfonts` can be used to load only the symbol font from GhostScript. Otherwise the one from URW or the system is used, which is the default.

2. pstricks.tex (v. 3.03 – 2021/08/23)

2.1. Arrows





















There are new arrow types and a new optional argument `tipcolor`:



```
\begin{pspicture}[showgrid](4.2,3.25)
\psline{-T>}(0,1)(4,1)
\psline[arrowscale=2]{<T-T>}(0,2)(4,2)
\psline[tipcolor=red,arrowscale=2]{<T-}(0,3)(4,3)
\end{pspicture}
```

pstricks defines the following "arrows":

Value	Example	Name
-		None
<->		Arrowheads.
>-<		Reverse arrowheads.
<<->>		Double arrowheads.
>>-<<		Double reverse arrowheads.
-		T-bars, flush to endpoints.
* - *		T-bars, centered on endpoints.
[-]		Square brackets.
] - [Reversed square brackets.

(-)		Rounded brackets.
)-(	Reversed rounded brackets.
o-o		Circles, centered on endpoints.
-		Disks, centered on endpoints.
oo-oo		Circles, flush to endpoints.
-		Disks, flush to endpoints.
<->		T-bars and arrows.
>-<		T-bars and reverse arrows.
h-h		left/right hook arrows.
H-H		left/right hook arrows.
v-v		left/right inside vee arrows.
V-V		left/right outside vee arrows.
f-f		left/right inside filled arrows.
F-F		left/right outside filled arrows.
t-t		left/right inside slash arrows.
T-T		left/right outside slash arrows.
<D-D>		curved arrows.
<D<D-D>D>		curved doubled arrows.
D>-<D		curved arrows, tip inside.
<T-T>		curved lines.

With version 3.04 all arrow specific base code is moved to the file `pstricks-arrows`, which is not of interest for the default user..

2.2. Symbolfont

Use by default the URW or system symbol font for `\psdot`. This can be changes by using the optional argument `gsfonts`:

```
\usepackage[gsfonts]{pstricks}
```

\TeX -users have to define the switch and

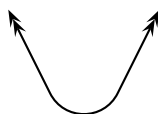
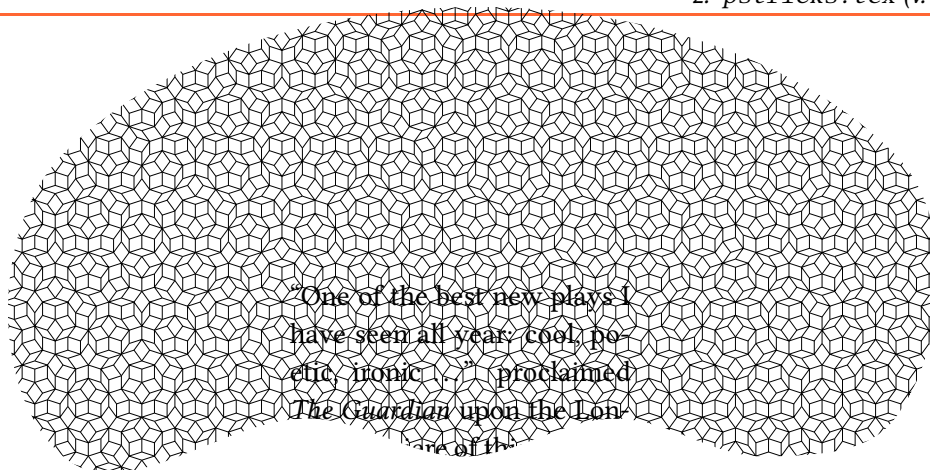
```
\newif\ifpstGSfonts
\pstGSfontsfalse % or true for using GS font
```

```
\input pstricks
```

```
...
```

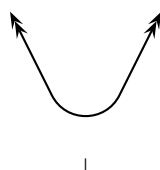
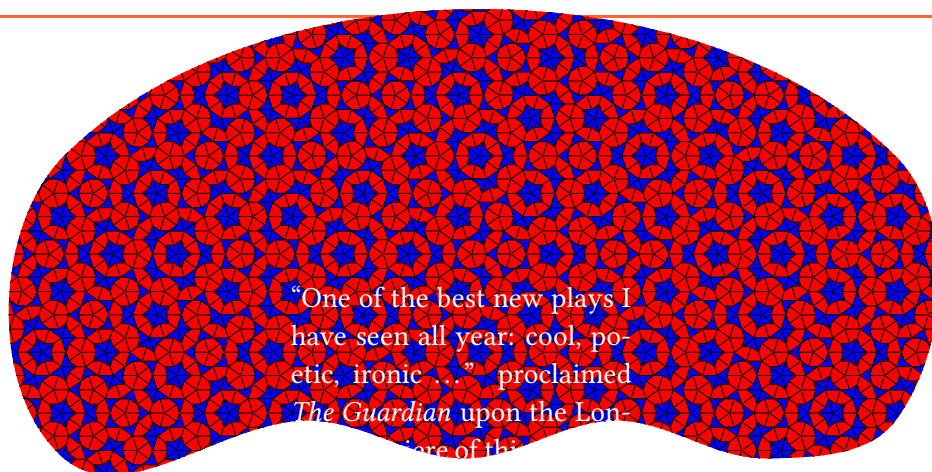
2.3. Fillstyle penrose

There was a bug if this fillstyle was used together with a line sequence.



I

```
\pspicture[showgrid=false](-0.5\linewidth,-4.5)(0.5\linewidth,5)
\rput(0,0){\parbox{4.5cm}{%
  \psclip{\psccurve[linestyle=none,fillstyle=penrose,psscale=.2](-3,-2)
    (0.3,-1.5)(2.3,-2)(4.3,-1.5)(6.3,-2)(8,-1.5)(8,2)(-3,2)}
  ‘‘One of the best new plays I have seen all year: cool, poetic,
    ironic \ldots’’ proclaimed \emph{The Guardian} upon the London
    premiere of this extraordinary play about a Czech director and
    his actress wife, confronting exile in America.
  \endpsclip}}%
  \psline[linearc=0.5cm,showpoints=true,dotstyle=|]{<->}(-1,-2)(0,-4)(1,-2)
\endpspicture
```



```
\pspicture[showgrid=false](-0.5\linewidth,-4.5)(0.5\linewidth,5)
\rput(0,0){\parbox{4.5cm}{%
  \psclip{\psccurve[linestyle=none,fillstyle=penrose,psscale=.2](-3,-2)
(0.3,-1.5)(2.3,-2)(4.3,-1.5)(6.3,-2)(8,-1.5)(8,2)(-3,2)}\color{white}
  ‘One of the best new plays I have seen all year: cool, poetic,
  ironic \ldots’ proclaimed \emph{The Guardian} upon the London
  premiere of this extraordinary play about a Czech director and
  his actress wife, confronting exile in America.
  \endpsclip}}%
\psline[linearc=0.5cm,showpoints=true,dotstyle=|]{<->}(-1,-2)(0,-4)(1,-2)
\endpspicture
```

3. Lua \LaTeX

Currently one has to use package `auto-pst-pdf-lua` if a document with PSTricks-code should be run *directly* with Lua \LaTeX , without using GhostScript. This version has experimental basic support for the lua package `luapstricks.lua`, available from <https://github.com/zauguin/luapstricks>.

References

- [1] Michel Goossens et al. *The \LaTeX Graphics Companion*. 2nd ed. Reading, Mass.: Addison-Wesley Publishing Company, 2007.
- [2] Laura E. Jackson and Herbert Voß. “Die Plot-Funktionen von `pst-plot`”. In: *DTK* 2/02 (June 2002), pp. 27–34.
- [3] Nikolai G. Kollock. *PostScript richtig eingesetzt: vom Konzept zum praktischen Einsatz*. Vaterstetten: IWT, 1989.
- [4] Herbert Voß. “Die mathematischen Funktionen von Postscript”. In: *DTK* 1/02 (Mar. 2002), pp. 40–47.
- [5] Herbert Voß. *PSTricks – Grafik für \TeX und \LaTeX* . 7th ed. Heidelberg and Berlin: DANTE – Lehmanns Media, 2016.

- [6] Herbert Voß. *PSTricks – Graphics for L^AT_EX*. 1st ed. Cambridge/UK: UIT, 2011.
- [7] Herbert Voß. *PSTricks Support for pdf*. 2002. URL: <http://PSTricks.tug.org/main.cgi?file=pdf/pdfoutput>.
- [8] Herbert Voß. *L^AT_EX Quick Reference*. 1st ed. Cambridge/UK: UIT, 2011.
- [9] Herbert Voß. *L^AT_EX Referenz*. 3rd ed. Heidelberg and Berlin: DANTE – lehmanns media, 2014.
- [10] Michael Wiedmann and Peter Karp. *References for T_EX and Friends*. 2003. URL: <http://www.miwie.org/tex-refs/>.