

PSTricks

News -- 2021

new macros and bugfixes for the basic package.

September 5, 2021

Package author(s):
Herbert Voß

Contents

Part I

pstricks – package

1 pstricks.sty

The optional argument `gsfonts` can be used to load only the symbol font from GhostScript. Otherwise the one from URW or the system is used, which is the default.

2 pstricks.tex (v. 3.03 – 2021/08/23)

2.1 Arrows







There are new arrow types and a new optional argument `tipcolor`:



```
\begin{pspicture}[showgrid](4.2,3.25)
\psline{-T>}(0,1)(4,1)
\psline[arrowscale=2]{<T-T>}(0,2)(4,2)
\psline[tipcolor=red,arrowscale=2]{<T-}(0,3)(4,3)
\end{pspicture}
```

pstricks defines the following “arrows”:

Value	Example	Name
-	—	None
<->	↔	Arrowheads.
>-<	↠	Reverse arrowheads.
<<->>	↔↔	Double arrowheads.
>>-<<	↠↠	Double reverse arrowheads.
-	┌───┐	T-bars, flush to endpoints.
* - *	┌───┐	T-bars, centered on endpoints.
[-]	┌───┐	Square brackets.
] - [┌───┐	Reversed square brackets.
(-)	┌───┐	Rounded brackets.
) - (┌───┐	Reversed rounded brackets.
o - o	○──○	Circles, centered on endpoints.
* - *	●──●	Disks, centered on endpoints.
oo - oo	○──○	Circles, flush to endpoints.
** - **	●──●	Disks, flush to endpoints.
<->	┌───┐	T-bars and arrows.
>-<	┌───┐	T-bars and reverse arrows.
h - h	↵	left/right hook arrows.
H - H	↵	left/right hook arrows.
v - v	↕	left/right inside vee arrows.
V - V	↕	left/right outside vee arrows.
f - f	↔	left/right inside filled arrows.
F - F	↔	left/right outside filled arrows.

t-t		left/right inside slash arrows.
T-T		left/right outside slash arrows.
<D-D>		curved arrows.
<D<D-D>D>		curved doubled arrows.
D>-<D		curved arrows, tip inside.
<T-T>		curved lines.

With version 3.04 all arrow specific base code is moved to the file `pstricks-arrows`, which is not of interest for the default user..

2.2 Symbolfont

Use by default the URW or system symbol font for `\psdot`. This can be changes by using the optional argument `gsfonts`:

```
\usepackage[gsfonts]{pstricks}
```

\TeX -users have to define the switch and

```
\newif\ifpstGSfonts
```

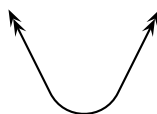
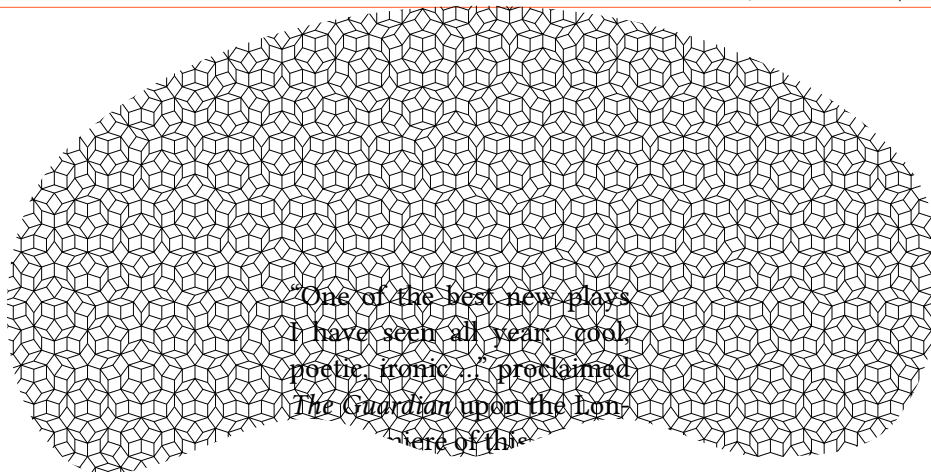
```
\pstGSfontsfalse % or true for using GS font
```

```
\input pstricks
```

```
...
```

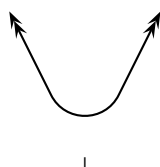
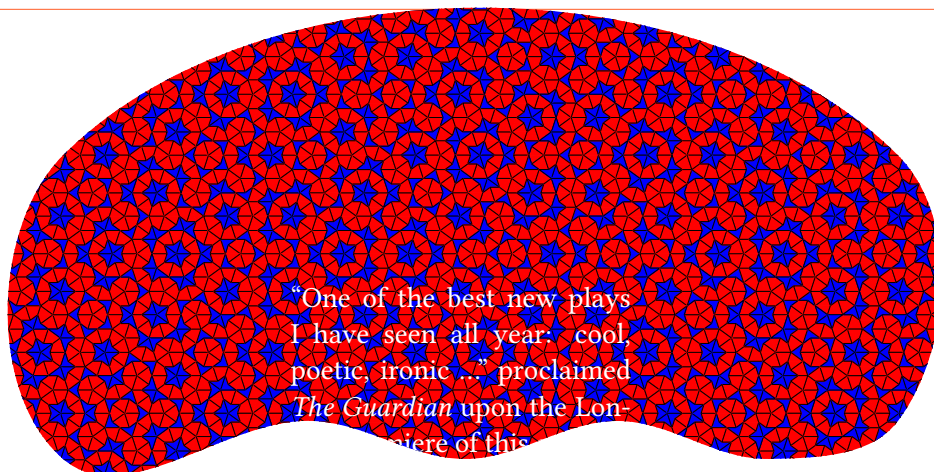
2.3 Fillstyle penrose

There was a bug if this fillstyle was used together with a line sequence.



I

```
\pspicture[showgrid=false](-0.5\linewidth,-4.5)(0.5\linewidth,5)
\rput(0,0){\parbox{4.5cm}{%
  \psclip{\psccurve[linestyle=none,fillstyle=penrose,psscale=.2](-3,-2)
  (0.3,-1.5)(2.3,-2)(4.3,-1.5)(6.3,-2)(8,-1.5)(8,2)(-3,2)}
  ``One of the best new plays I have seen all year: cool, poetic,
  ironic \ldots'' proclaimed \emph{The Guardian} upon the London
  premiere of this extraordinary play about a Czech director and
  his actress wife, confronting exile in America.
  \endpsclip}}%
  \psline[linearc=0.5cm,showpoints=true,dotstyle=|]{<->}(-1,-2)(0,-4)(1,-2)
\endpspicture
```



```
\pspicture[showgrid=false](-0.5\linewidth,-4.5)(0.5\linewidth,5)
\rput(0,0){\parbox{4.5cm}{%
\psclip{\psccurve[linestyle=none,fillstyle=penrose,psscale=.2](-3,-2)
(0.3,-1.5)(2.3,-2)(4.3,-1.5)(6.3,-2)(8,-1.5)(8,2)(-3,2)}\color{white}
``One of the best new plays I have seen all year: cool, poetic,
ironic \ldots'' proclaimed \emph{The Guardian} upon the London
premiere of this extraordinary play about a Czech director and
his actress wife, confronting exile in America.
\endpsclip}}%
\psline[linearc=0.5cm,showpoints=true,dotstyle=|]{<->}(-1,-2)(0,-4)(1,-2)
\endpspicture
```

3 Lua \LaTeX

Currently one has to use package `auto-pst-pdf-lua` if a document with PSTricks-code should be run *directly* with Lua \LaTeX , without using GhostScript. This version has experimental basic support for the lua package `luapstricks.lua`, available from <https://github.com/zauguin/luapstricks>.