

# L<sup>A</sup>T<sub>E</sub>X Class huawei<sup>\*</sup>

Yegor Bugayenko  
yegor256@gmail.com

2022-10-29, 0.14.3

## 1 Introduction

The provided class huawei helps you design your work documents and presentations keeping the code short and the style elegant enough both for management and technical papers. To use the class you simply mention its name in the preamble:



```
1 \documentclass{huawei}
2 \begin{document}
3 Hello, world!
4 \end{document}
```

We recommend you to use `latexmk` to compile your `.tex` files to `.pdf`. The simplest setup will require a few files staying next to your `.tex` file, in the same directory (“story” is the name of your project here):

```
story\
  .latexmkrc
  .gitignore
  story.tex
```

The content of your `.latexmkrc` file would be this:

```
$pdflatex = 'pdflatex %0 --shell-escape %S';
```

Make sure the `.gitignore` file lists all the files generated by `pdflatex` during the compilation. You don’t need to commit them to your repository, since they are temporary and will be generated again when you compile your document. In order to compile the document, just say `latexmk` on the command line.

---

<sup>\*</sup>The sources are in GitHub at [yegor256/huawei.cls](https://github.com/yegor256/huawei.cls)


## 2 Class Options

There are a few class options, provided in square brackets after the `\documentclass`, which can help you fine-tune the layout of your document:

<code>landscape</code>	The option <code>landscape</code> makes the document in landscape format, also changing the size of the paper to 16x9 inches (the default page size is <a href="#">A4</a> ), making it perfect for presentations.
<code>dark</code>	The option <code>dark</code> turns on a dark layout, where the page color is black and the text is white.
<code>slides</code>	The option <code>slides</code> makes all headers a bit larger, assuming that the document is in the landscape mode and being presented as a slide deck.
<code>nocover</code>	The option <code>nocover</code> , if it's present, avoids printing the cover images on the first page by the <code>\PrintTitlePage</code> command.
<code>anonymous</code>	The option <code>anonymous</code> removes the name of the author everywhere, including the bottom of the page, where the author's name stays next to the name of the company.
<code>nobrand</code>	The option <code>nobrand</code> avoids mentioning the brand of Huawei anywhere in the document and removes the logo too.
<code>nosecurity</code>	The option <code>nosecurity</code> avoids mentioning the level of security at the right top corner of the document and also avoids showing the ID of the author where it usually is visible.
<code>nodate</code>	The option <code>nodate</code> doesn't show the date and time at the bottom of each page, where they usually are rendered in ISO 8601 format.
<code>nopaging</code>	The option <code>nopaging</code> avoids page numbers at the bottom of each page.
<code>authordraft</code>	The option <code>authordraft</code> prints a big "It's a draft" message across each page.

## 3 Preamble

In the preamble you can specify meta information about the document, such as its title or author's name, here is how:



```
1 \documentclass{huawei}
2 \renewcommand*
3   \thetitle{15% Faster Algorithm}
4 \renewcommand*
5   \thesubtitle{Technical Report}
6 \renewcommand*
7   \theauthor{Yegor Bugayenko}
8 \begin{document}
9 \maketitle
10 Hello, world!
11 \end{document}
```

It's recommended to use `\renewcommand*` instead of `\renewcommand` in order to let  $\text{\LaTeX}$  catch you if by mistake a new line gets into the content.

The following meta commands are defined:

<code>\thetitle</code>	<code>\thetitle</code> is the main title of the document to be used in the text and in the properties of the PDF document.
<code>\thesubtitle</code>	<code>\thesubtitle</code> is the subtitle to be printed under the title.
<code>\theauthor</code>	<code>\theauthor</code> is the author of the document in "first-name last-name" format.

`\theid`      `\theid` is the internal ID of the author, if it's applicable.


`\thesecurity`      It is the level of security of the document, which is usually printed at the top right corner of it; usual values are "Internal," "Confidential," or "Secret."

Default values of all these commands are empty. If you don't renew them in your document, nothing will be printed.

## 4 Custom Commands

Inside the document body you can use these commands:

`\PrintFirstPage`      It is recommended to use `\PrintFirstPage` for rendering the first page in landscape document, for example a project charter. The only argument of the command is the name of an image to render at the right bottom corner. You can omit the name and just call the command with an empty argument. In this case the default image will be rendered, a pretty good looking one:




```
1 \documentclass[landscape]{huawei}
2 \renewcommand*
3   \thetitle{Perpetum Mobile}
4 \renewcommand*
5   \theauthor{Yegor Bugayenko}
6 \begin{document}
7 \PrintFirstPage{}
8 \end{document}
```

`\PrintLastPage`      `\PrintLastPage` prints the last page of a project charter or a similar landscape document:




```
1 \documentclass[landscape]{huawei}
2 \begin{document}
3 \PrintLastPage{}
4 \end{document}
```

`\PrintThankYouPage`      `\PrintThankYouPage` prints the last page with a "Thank You" message in the center.



```
1 \documentclass[landscape,dark]{huawei}
2 \begin{document}
3 \PrintThankYouPage{}
4 \end{document}
```

`\PrintDisclaimer`      `\PrintDisclaimer` prints a paragraph at the bottom of the page with a standard disclaimer:



```

1 \documentclass{huawei}
2 \begin{document}
3 \section{Introduction}
4 Hello, world!
5 \subsection{More Details}
6 Hello again!
7 \PrintDisclaimer
8 \end{document}

```

## 5 Best Practices

You are free to design your documents any way you want. However, it would be convenient for yourself and for your readers, if you follow the convention we have for business and technical documents.

The rule of thumb is simple: try *not* to format your documents. Instead, let the class designed by us do this work for you. Just type the content without changing the layout, adding colors, changing fonts, etc. The less you modify the look-and-feel, the better your documents will be perceived by your readers.

### 5.1 Two Columns

In the landscape format it's recommended to use two columns, for better readability of the text. Here is how:




```

1 \documentclass[landscape]{huawei}
2 \begin{document}
3 \newpage
4 \begin{multicols}{2}
5 \section*{First}
6 Here goes the first column content.
7 \columnbreak
8 \section*{Second}
9 Here goes the second column content.
10 \end{multicols}
11 \end{document}

```

### 5.2 Crumbs

When you need to put many small information pieces into one page, we recommend you to use “crumbs”:



```

1 \documentclass{huawei}
2 \begin{document}
3 \newpage
4 \section*{Project Details}
5 \begin{multicols}{2}
6 \raggedright
7 \PrintCrumb{Budget}{\$100K}
8 \PrintCrumb{Duration}{5 months}
9 \end{multicols}
10 \end{document}

```

## 6 Implementation

First, we load the parent class:

```
1 \LoadClass[12pt]{article}
```

Then, we parse package options:

```

2 \makeatletter
3 \newif\ifhuawei@dark
4 \DeclareOption{dark}{\huawei@darktrue}
5 \newif\ifhuawei@slides
6 \DeclareOption{slides}{\huawei@slidetrue}
7 \newif\ifhuawei@nosecurity
8 \DeclareOption{nosecurity}{\huawei@nosecuritytrue}
9 \newif\ifhuawei@authordraft
10 \DeclareOption{authordraft}{\huawei@authordrafttrue}
11 \newif\ifhuawei@nobrand
12 \DeclareOption{nobrand}{\huawei@nobrandtrue}
13 \newif\ifhuawei@nodate
14 \DeclareOption{nodate}{\huawei@nodatetrue}
15 \newif\ifhuawei@nocover
16 \DeclareOption{nocover}{\huawei@nocovertrue}
17 \newif\ifhuawei@nopaging
18 \DeclareOption{nopaging}{\huawei@nopagingtrue}
19 \newif\ifhuawei@landscape
20 \DeclareOption{landscape}{\huawei@landscapetrue}
21 \newif\ifhuawei@anonymous
22 \DeclareOption{anonymous}{\huawei@anonymoustrue}
23 \ProcessOptions\relax
24 \makeatother

```

Then, we set the size of the page:

```

25 \RequirePackage{geometry}
26 \makeatletter\ifhuawei@landscape
27   \geometry{paperwidth=16in, paperheight=9in,
28     left=4in, right=2in, top=1.5in, bottom=1.5in}
29 \else
30   \geometry{a4paper, left=1.5in, right=1in,
31     top=1.2in, bottom=1.2in}
32 \fi\makeatother

```

Then, we set the size of the font:

```
33 \makeatletter\ifhuawei@slides
34 \usepackage[fontsize=24pt]{fontsize}
35 \fi\makeatother
```

Then, we include a important packages:

```
36 \RequirePackage[T1]{fontenc}
37 \RequirePackage[utf8]{inputenc}
38 \RequirePackage{tabularx}
39 \RequirePackage{anyfontsize}
40 \RequirePackage{multicol}
41 \RequirePackage{ragged2e}
42 \RequirePackage{multicol}
43 \RequirePackage[mmddyyyy,iso]{datetime}
44 \newtimeformat{daytime}{\twodigit{\THEHOUR}:\twodigit{\THEMINUTE}}
45 \RequirePackage[tt=false,type1=true]{libertine}
46 \RequirePackage{paralist}
47 \RequirePackage{makecell}
48 \RequirePackage[para]{footmisc}
49 \setlength{\footnotemargin}{2pt}
50 \setlength{\footnotesep}{2pt}
51 \RequirePackage{graphicx}
52 \RequirePackage{array}
53 \RequirePackage[hidelinks]{hyperref} % to enable \pageref* command
54 \RequirePackage[abspath]{currfile}
55 \RequirePackage{enumitem}
56 \setlist{nosep}
57 \RequirePackage{microtype}
58 \AddToHook{env/verbatim/begin}{\microtypesetup{protrusion=false}}
59 \RequirePackage{wrapfig}
60 \RequirePackage{lastpage}
61 \RequirePackage{tikz}
62 \RequirePackage{tabularx}
63 \RequirePackage{titling}
64 \RequirePackage{svg}
65 \RequirePackage[absolute]{textpos}
66 \TPGrid{16}{16}
```

Then, we configure biblatex:

```
67 \RequirePackage[maxnames=1,minnames=1,natbib=true,
68 citestyle=numeric,bibstyle=numeric,doi=false,
69 url=false,isbn=false,isbn=false]{biblatex}
```

Then, we set spacing between lines:

```
70 \RequirePackage{setspace}
71 \setstretch{1.08}
```

Then, we define branded colors:

```
72 \PassOptionsToPackage{table}{xcolor}
73 \RequirePackage{xcolor}
74 \definecolor{red}{HTML}{CF0A2C}
75 \definecolor{black}{HTML}{232527}
76 \definecolor{gray}{HTML}{878C8F}
77 \definecolor{yellow}{HTML}{F2DC5D}
78 \definecolor{blue}{HTML}{2274A5}
```

```

79 \definecolor{green}{HTML}{499167}
80 \definecolor{orange}{HTML}{F06543}

```

\huawei@header Then, we define \huawei@header:

```

81 \makeatletter\newcommand\huawei@header[1]{\%
82   \ifhuawei@slides%
83     \setstretch{0.8}%
84     \fontsize{19pt}{24pt}\selectfont%
85   \else%
86     \setstretch{0.8}%
87     \fontsize{11pt}{13pt}\selectfont%
88   \fi%
89   \sffamily\color{gray}#1\par%
90 }\makeatother

```

\huawei@bar Then, we define \huawei@bar:

```

91 \makeatletter\newcommand\huawei@bar{%
92   \begin{textblock}{1}[0,0](0,0)%
93     \tikz \node[fill=red,minimum width=\TPHorizModule,
94       minimum height=16\TPVertModule] {};%
95   \end{textblock}%
96 }\makeatother

```

\huawei@logo Then, we define \huawei@logo:

```

97 \makeatletter\newcommand\huawei@logo{
98 \def\BLACK{\ifhuawei@dark white\else black\fi}
99 \def\BLANK{\ifhuawei@dark black\else white\fi}
100 \def\SCALE{\ifhuawei@slides 1.8\else 1\fi}
101 \begin{tikzpicture}[y=0.80pt, x=0.80pt, yscale=-\SCALE,
102 xscale=\SCALE, inner sep=0pt, outer sep=0pt]
103 \begin{scope}[even odd rule,line width=0.800pt]
104 \begin{scope}[shift={(0,-0.00024)}]
105 \path[fill=\BLACK] (10.9375,30.2240) -- (10.9375,33.6097)
106 .. controls (10.9375,34.5713) and (10.4603,35.0845) ..
107 (9.5932,35.0845) .. controls (8.7212,35.0845) and
108 (8.2411,34.5565)
109 .. (8.2411,33.5686) -- (8.2411,30.2278) -- (7.0415,30.2278)
110 -- (7.0415,33.6097) .. controls (7.0415,35.2737) and
111 (7.9658,36.2272) .. (9.5774,36.2272) .. controls
112 (11.2041,36.2272) and (12.1371,35.2554) .. (12.1371,33.5609) --
113 (12.1371,30.2240)
114 -- (10.9375,30.2240) -- cycle;
115 \path[fill=\BLACK] (15.3511,30.2240) -- (12.7456,36.1351) --
116 (13.9702,36.1351) -- (14.4731,34.9903) -- (14.5091,34.9045) --
117 (17.2158,34.9045) -- (17.7467,36.1351) -- (19.0045,36.1351) --
118 (16.4233,30.2590) -- (16.4001,30.2240) -- cycle;
119 \path[fill=\BLACK] (22.4840,30.2240) -- (21.1414,34.2912) --
120 (19.8344,30.2271) -- (18.5578,30.2271) -- (20.6186,36.1388) --
121 (21.6120,36.1388) -- (22.9573,32.2553) -- (24.3016,36.1388) --
122 (25.3034,36.1388) -- (27.3592,30.2271) -- (26.1152,30.2271) --
123 (24.8055,34.2912) -- (23.4626,30.2240) -- cycle;
124 \path[fill=\BLACK] (34.2236,30.2240) -- (34.2236,36.1300) --
125 (35.4074,36.1300) -- (35.4074,30.2240) -- cycle;
126 \path[fill=\BLACK] (0.2686,30.2244) -- (0.2686,36.1384) --

```

```

127 (1.4686,36.1384) -- (1.4686,33.7365) -- (4.1780,33.7365) --
128 (4.1780,36.1384) -- (5.3783,36.1384) -- (5.3783,30.2244) --
129 (4.1780,30.2244) -- (4.1780,32.6102) -- (1.4686,32.6102) --
130 (1.4686,30.2244) -- cycle;
131 \path[fill=\BLACK] (28.3267,30.2284) -- (28.3267,36.1344) --
132 (32.7928,36.1344) -- (32.7928,35.0575) -- (29.5105,35.0575) --
133 (29.5105,33.5931) -- (31.6931,33.5931) -- (31.6931,32.5160) --
134 (29.5105,32.5160) -- (29.5105,31.3052) -- (32.6785,31.3052) --
135 (32.6785,30.2284) -- cycle;
136 \path[fill=\BLANK] (15.8594,31.7207) -- (16.7149,33.7008) --
137 (16.7119,33.7008) -- (16.7701,33.8374) -- (14.9552,33.8374) --
138 (15.0127,33.7008) -- (15.0117,33.7008) -- cycle;
139 \path[fill=red] (15.2113,0.0001) .. controls (14.7353,0.0422) and
140 (13.4491,0.3349) .. (13.4491,0.3349) -- (13.4486,0.3349) .. controls
141 (10.5495,1.0843) and (9.8643,3.7151) .. (9.8643,3.7151) .. controls
142 (9.7227,4.1575) and (9.6584,4.6109) .. (9.6395,5.0380) --
143 (9.6395,5.6194) .. controls (9.6780,6.5176) and (9.8777,7.1883) ..
144 (9.8777,7.1883) .. controls (10.8461,11.4823) and
145 (15.6075,18.5379) .. (16.6308,20.0200) .. controls
146 (16.7034,20.0920) and (16.7615,20.0660) ..
147 (16.7615,20.0660) .. controls (16.8720,20.0355) and
148 (16.8633,19.9296) .. (16.8633,19.9296) --
149 (16.8654,19.9301) .. controls (18.4416,4.1760) and
150 (15.2113,0.0001) .. (15.2113,0.0001) -- (15.2113,0.0001) -- cycle;
151 \path[fill=red] (20.4192,0.0000) .. controls (20.4192,0.0000) and
152 (17.1748,4.1782) .. (18.7521,19.9415) --
153 (18.7542,19.9415) .. controls (18.7664,20.0416) and
154 (18.8374,20.0624) .. (18.8374,20.0624) .. controls
155 (18.9430,20.1033) and (18.9971,20.0019) .. (18.9971,20.0019) --
156 (18.9976,20.0029) .. controls (20.0472,18.4829) and
157 (24.7814,11.4657) .. (25.7455,7.1882) .. controls (25.7455,7.1882) and
158 (26.2683,5.1179) .. (25.7636,3.7150) .. controls
159 (25.7636,3.7150) and (25.0470,1.0434) .. (22.1442,0.3375) .. controls
160 (22.1442,0.3375) and (21.3077,0.1251) .. (20.4193,0.0000) --
161 (20.4192,0.0000) -- cycle;
162 \path[fill=red] (5.4542,4.7294) .. controls (5.4542,4.7294) and
163 (2.6920,7.3513) .. (2.5547,10.1307) -- (2.5558,10.1307) --
164 (2.5558,10.5519) .. controls (2.5579,10.5836) and
165 (2.5595,10.6157) .. (2.5615,10.6480) .. controls
166 (2.6804,12.8893) and (4.3665,14.2157) ..
167 (4.3665,14.2157) .. controls (7.0831,16.8634) and
168 (13.6611,20.2062) .. (15.1896,20.9647) .. controls
169 (15.2110,20.9727) and (15.2900,20.9985) ..
170 (15.3364,20.9399) .. controls (15.3364,20.9399) and
171 (15.3605,20.9216) .. (15.3715,20.8887) --
172 (15.3715,20.8189) .. controls (15.3704,20.8149) and
173 (15.3683,20.8109) .. (15.3663,20.8065) --
174 (15.3669,20.8065) .. controls (11.1809,11.6620) and
175 (5.4543,4.7294) .. (5.4543,4.7294) -- (5.4542,4.7294) -- cycle;
176 \path[fill=red] (30.1695,4.7294) .. controls (30.1695,4.7294) and
177 (24.4602,11.6403) .. (20.2761,20.7662) --
178 (20.2777,20.7657) .. controls (20.2777,20.7657) and
179 (20.2283,20.8715) .. (20.3082,20.9399) .. controls
180 (20.3082,20.9399) and (20.3320,20.9579) .. (20.3650,20.9652) --

```



```

181 (20.4229,20.9652) .. controls (20.4333,20.9622) and
182 (20.4444,20.9582) .. (20.4554,20.9507) --
183 (20.4554,20.9517) .. controls (22.0255,20.1724) and
184 (28.5525,16.8516) .. (31.2563,14.2162) .. controls
185 (31.2563,14.2162) and (32.9686,12.8412) ..
186 (33.0583,10.6334) .. controls (33.2560,7.5672) and
187 (30.1696,4.7294) .. (30.1696,4.7294) -- (30.1695,4.7294) -- cycle;
188 \path[fill=red] (35.3082,13.8080) .. controls (35.3082,13.8080) and
189 (26.0003,18.8031) .. (21.1876,22.0494) -- (21.1882,22.0499) --
190 (21.1893,22.0509) .. controls (21.1893,22.0509) and
191 (21.1019,22.1081) .. (21.1324,22.2106) .. controls
192 (21.1324,22.2106) and (21.1781,22.2933) .. (21.2446,22.2933) --
193 (21.2446,22.2938) .. controls (22.9684,22.2968) and
194 (29.4914,22.3041) .. (29.6549,22.2736) .. controls
195 (29.6549,22.2736) and (30.4983,22.2399) ..
196 (31.5406,21.8395) .. controls (31.5406,21.8395) and
197 (33.8608,21.1019) .. (35.0659,18.4677) .. controls
198 (35.0659,18.4677) and (35.6166,17.3662) .. (35.6246,15.8187) --
199 (35.6246,15.7531) .. controls (35.6206,15.1563) and
200 (35.5365,14.4957) .. (35.3083,13.8080) --
201 (35.3082,13.8080) -- cycle;
202 \path[fill=red] (0.3129,13.8313) .. controls (-0.5339,16.4531) and
203 (0.6062,18.5656) .. (0.6080,18.5690) .. controls
204 (1.7962,21.0795) and (4.0641,21.8401) ..
205 (4.0641,21.8401) .. controls (5.1112,22.2703) and
206 (6.1586,22.3000) .. (6.1586,22.3000) .. controls
207 (6.3221,22.3300) and (12.6713,22.3030) ..
208 (14.3725,22.2950) .. controls (14.4445,22.2945) and
209 (14.4842,22.2221) .. (14.4842,22.2221) .. controls
210 (14.4892,22.2142) and (14.4936,22.2062) .. (14.4955,22.1989) --
211 (14.4955,22.1333) .. controls (14.4814,22.0893) and
212 (14.4439,22.0584) .. (14.4439,22.0584) --
213 (14.4450,22.0578) .. controls (9.6347,18.8126) and
214 (0.3130,13.8315) .. (0.3130,13.8315) -- (0.3129,13.8313) -- cycle;
215 \path[fill=red] (14.1782,23.1010) -- (3.2285,23.4850) .. controls
216 (4.4160,25.6018) and (6.4158,27.2469) ..
217 (8.4990,26.7416) .. controls (9.9366,26.3822) and
218 (13.1935,24.1105) .. (14.2687,23.3429) --
219 (14.2651,23.3399) .. controls (14.3487,23.2648) and
220 (14.3188,23.2045) .. (14.3188,23.2045) .. controls
221 (14.2913,23.1062) and (14.1783,23.1063) .. (14.1783,23.1063) --
222 (14.1782,23.1010) -- cycle;
223 \path[fill=red] (21.4305,23.1090) -- (21.4294,23.1130) .. controls
224 (21.4294,23.1130) and (21.3333,23.1252) ..
225 (21.3064,23.1972) .. controls (21.3064,23.1972) and
226 (21.2831,23.2956) .. (21.3478,23.3445) --
227 (21.3467,23.3455) .. controls (22.3950,24.0973) and
228 (25.5729,26.3191) .. (27.1039,26.7505) .. controls
229 (27.1039,26.7505) and (27.3359,26.8294) .. (27.7246,26.8435) --
230 (27.9581,26.8435) .. controls (28.9839,26.8075) and
231 (30.7708,26.2805) .. (32.3946,23.4907) --
232 (21.4305,23.1090) -- cycle;
233 \end{scope}%
234 \end{scope}%

```

```

235 \end{tikzpicture}%
236 }\makeatother

```

Then, we configure headers using fancyhdr:

```

237 \RequirePackage{fancyhdr}
238 \pagestyle{fancy}
239 \renewcommand{\headrulewidth}{0pt}
240 \fancyhf{}
241 \makeatletter\fancyfoot[L]{
242   \huawei@bar
243   \ifhuawei@authordraft%
244     \begin{textblock}{14}[0.5,0.5](8,8)%
245       \tikz \node[minimum width=14\TPHorizModule] {%
246         \fontsize{64}{64}\selectfont\sffamily\scshape%
247         \color{gray!20}\rotatebox{30}{it is a draft}
248       };%
249     \end{textblock}%
250   \else\fi%
251 }\makeatother
252 \makeatletter\fancyhead[L]{
253   \ifnum\value{page}=1\else%
254     \ifhuawei@nobrand\else%
255       \begin{textblock}{8}[0,0](1.2,0.2)%
256         \huawei@logo%
257       \end{textblock}%
258     \fi%
259   \fi%
260 }\makeatother
261 \makeatletter\fancyhead[R]{
262   \begin{textblock}{8}[1,0](15.8,0.2)%
263     \raggedleft\huawei@header{%
264       \ifhuawei@nosecurity\else%
265         \thesecurity
266       \fi%
267     }%
268   \end{textblock}%
269 }\makeatother
270 \makeatletter\fancyfoot[R]{
271   \begin{textblock}{8}[0,1](1.2,15.8)%
272     \ifnum\value{page}=1\else%
273       \huawei@header{\raggedright%
274         \ifhuawei@anonymous\else%
275           \theauthor%
276         \ifhuawei@nosecurity\else%
277           \ifx\theid\empty\else, \theid\fi
278         \fi%
279         \ifhuawei@nobrand\else%
280           \newline
281         \fi%
282       \fi%
283       \ifhuawei@nobrand\else%
284         \thecompany{}
285       \fi%
286     }%

```

```

287 \fi%
288 \end{textblock}%
289 \begin{textblock}{8}[1,1](15.8,15.8)%
290 \raggedleft\huawei@header{%
291 \ifnum\value{page}=1\else%
292 \ifhuawei@nopaging\else%
293 Page \#\thepage{} of \pageref*{LastPage}%
294 \ifhuawei@nodate\else%
295 \\
296 \fi%
297 \fi%
298 \fi%
299 \ifhuawei@nodate\else%
300 \today{} \settimeformat{daytime}\currenttime{}%
301 \fi%
302 }%
303 \end{textblock}%
304 }\makeatother

```

**abstract** Then, we redefine abstract environment:

```

305 \RequirePackage{changepage}
306 \renewenvironment{abstract}
307 {\begin{adjustwidth}{0pt}{1in}{\scshape Abstract:}\newline\small}
308 {\end{adjustwidth}}

```

**\maketitle** Then, we redefine \maketitle:

```

309 \makeatletter\renewcommand\maketitle{%
310 \vspace*{18pt}
311 {\bfseries{\Huge\thetitle}}
312 \ifx\thesubtitle\empty\else%
313 \[\[6pt]
314 {\color{gray!50!black}\large\thesubtitle}
315 \fi
316 \[\[18pt]
317 \ifhuawei@nobrand\else%
318 \ifhuawei@anonymous\else%
319 \ifx\thecompany\empty\else%
320 \thecompany\newline
321 \fi
322 \fi
323 \fi
324 \ifx\theauthor\empty\else%
325 {\scshape\ifhuawei@anonymous
326 Anonymous Authors
327 \else%
328 \theauthor
329 \fi}%
330 \fi%
331 \ifhuawei@anonymous\else%
332 \ifx\theauthor\empty\else
333 \ifhuawei@nobrand\else%
334 \ifx\theid\empty\else
335 $\;$ / {\theid}
336 \fi

```

```

337     \fi
338   \fi
339 \fi
340 \vspace{2em}
341 }\makeatother

```

\PrintCrumb Then, we define \PrintCrumb:

```

342 \newcommand\PrintCrumb[2]{%
343   \begin{minipage}{\columnwidth}%
344     \raggedright\textsc{#1}:\#\#2%
345   \end{minipage}\vspace{4pt}%
346 }

```

\PrintThankYouPage Then, we define \PrintThankYouPage:

```

347 \newcommand\PrintThankYouPage{
348   \newpage
349   \vspace*{\fill}
350   \begin{center}
351     \normalsize
352     {\Huge\color{red}\textbf{Thank you!}}
353   \end{center}
354   \vspace*{\fill}
355 }

```

\PrintDisclaimer Then, we define \PrintDisclaimer:

```

356 \makeatletter\newcommand\PrintDisclaimer{%
357   \justify\vspace*{\fill}%
358   \begin{group}%
359     \setstretch{0.55}%
360     \sffamily\scriptsize\color{gray!50!black}%
361     \textbf{Disclaimer}: The opinions expressed in
362     this document are in good faith and
363     while every care has been taken in preparing it,
364     \ifhuawei@nobraand%
365       the author%
366     \else%
367       \thecompany{}%
368     \fi
369     makes no representations and gives no warranties
370     of whatever nature in respect of these documents,
371     including but not limited to the accuracy or completeness
372     of any information, facts and/or opinions contained therein.
373     \ifhuawei@nobraand%
374       The author%
375     \else%
376       \thecompany{}%
377     \fi,
378     its subsidiaries, the directors, employees and agents
379     cannot be held liable for the use of and reliance of
380     the opinions, estimates, forecasts and findings in
381     these documents.
382   \par
383   \end{group}%
384 }\makeatother

```

\PrintFirstPage Then, we define \PrintFirstPage:

```
385 \makeatletter\newcommand\PrintFirstPage[1]{
386   \ifhuawei@landscape\else
387     \PackageError{huawei}{It's allowed to use
388       PrintFirstPage only in landscape mode}{Read huawei.pdf
389       for more information}
390   \fi
391   \huawei@bar
392   \def\param{#1}%
393   \ifx\param\empty\else
394     \includegraphics[height=2in]{#1}
395     \newline
396   \fi
397   \vspace*{0.5in}
398   \maketitle
399   \ifhuawei@nocover\else
400     \begin{textblock}[14][1,1](14,14)
401       \raggedleft\includegraphics[height=3.6in]{huawei-cover-picture.pdf}
402     \end{textblock}
403   \fi
404 }\makeatother
```

\PrintLastPage Then, we define \PrintLastPage:

```
405 \makeatletter\newcommand\PrintLastPage{
406   \ifhuawei@landscape\else
407     \PackageError{huawei}{It's allowed to use
408       PrintLastPage only in landscape mode}{Read huawei.pdf
409       for more information}
410   \fi
411   \newpage
412   \vspace*{1in}
413   \begin{center}
414     \begin{minipage}{0.6\columnwidth}\raggedright
415       \normalsize
416       \setlength{\parskip}{6pt}
417       {\Huge\color{red}\textbf{Thank you!}}
418     \end{minipage}
419     \vspace{0.5in}
420
421     Bring digital to every person, home and organization
422     \newline
423     for a fully connected, intelligent world.
424
425     \textbf{%
426       Copyright \copyright{} \the\year{} \thecompany{}
427       \newline
428       All Rights Reserved.%
429     }
430
431     The information in this document may contain predictive
432     statements including, without limitation, statements regarding
433     the future financial and operating results, future product
434     portfolio, new technology, etc. There are a number of factors that
435     could cause actual results and developments to differ materially
```

```

436      from those expressed or implied in the predictive statements.
437      Therefore, such information is provided for reference purpose
438      only and constitutes neither an offer nor an acceptance.
439      \ifhuawei@nobraand%
440      The author%
441      \else%
442      \thecompany{}%
443      \fi
444      may change the information at any time without notice.
445      \end{minipage}
446      \end{center}%
447 }\makeatother

```

\PrintBibliography Then, we define \PrintBibliography:

```

448 \makeatletter\newcommand\PrintBibliography{
449   \setlength\bibitemsep{3pt}
450   \AtNextBibliography{\small}
451   \newpage
452   \raggedright
453   \ifhuawei@landscape
454     \begin{multicols}{3}\setstretch{0.95}\printbibliography\end{multicols}
455   \else
456     \begin{multicols}{2}\setstretch{0.95}\printbibliography\end{multicols}
457   \fi
458 }\makeatother

```

Then, we set the background color of the document:

```

459 \makeatletter\ifhuawei@dark
460   \RequirePackage{pagecolor}
461   \pagecolor{black}
462   \color{white}
463 \fi

```

Then, we configure layout:

```

464 \AtBeginDocument{%
465   \raggedbottom%
466   \raggedcolumns%
467   \setlength\headheight{32pt}%
468   \setlength\footskip{32pt}%
469   \setlength\topskip{0mm}%
470   \setlength\parindent{0pt}%
471   \setlength\parskip{6pt}%
472   \setlength\columnsep{32pt}%
473   \def\arraystretch{1.5}%
474 }

```

Then, we renew a few commands:

```

475 \renewcommand\title[1]{\renewcommand\thetitle{#1}}
476 \newcommand\thetitle{\textbackslash\thetitle}
477 \newcommand*\thecompany{Huawei Technologies Co., Ltd.}
478 \newcommand\thesubtitle{}
479 \renewcommand\author[1]{\renewcommand\theauthor{#1}}
480 \newcommand\theauthor{\textbackslash\theauthor}
481 \newcommand*\thesecurity{Confidential}
482 \newcommand*\theid{}

```

483 \ifcsname nospell\endcsname\else\newcommand\nospell[1]{#1}\fi

# Change History

v0.1.0  
General: Initial version . . . . . 5



# Index

Numbers written in *italic* refer to the page where the corresponding entry is described; numbers underlined refer to the code line of the definition; numbers in *roman* refer to the code lines where the entry is used.

Symbols	F	
\# ..... 293	\fancyfoot .... 241, 270	\ifhuawei@nbrand . 11, 254, 279, 283, 317, 333, 364, 373, 439
\; ..... 335	\fancyhead .... 252, 261	\ifhuawei@nocover 15, 399
\\ ..... 295, 313, 316, 344	\fancyhf ..... 240	\ifhuawei@nodate .. ..... 13, 294, 299
A	\fill ..... 349, 354, 357	\ifhuawei@nopaging ..... 17, 292
\abstract ..... 305	\fontsize .... 84, 87, 246	\ifhuawei@nosecurity ..... 7, 264, 276
\AddToHook ..... 58	\footnotemargin .... 49	\ifhuawei@slides .. ..... 5, 33, 82, 100
\arraystretch ..... 473	\footnotesep ..... 50	\ifnum ..... 253, 272, 291
\AtBeginDocument .. 464	\footskip ..... 468	\ifx ..... 277, 312, 319, 324, 332, 334, 393
\AtNextBibliography 450	G	\includegraphics 394, 401
\author ..... 479	\geometry ..... 27, 30	J
B	H	\justify ..... 357
\begin 92, 101, 103, 104, 244, 255, 262, 271, 289, 307, 343, 350, 400, 413, 414, 454, 456	\headheight ..... 467	L
\bfseries ..... 311	\headrulewidth .... 239	\large ..... 314
\bibitemsep ..... 449	\huawei@anonymoustrue ..... 22	\LoadClass ..... 1
\BLACK ..... 98, 105, 115, 119, 124, 126, 131	\huawei@authordrafttrue ..... 10	M
\BLANK ..... 99, 136	\huawei@bar .. 91, 242, 391	\makeatletter .. 2, 26, 33, 81, 91, 97, 241, 252, 261, 270, 309, 356, 385, 405, 448, 459
C	\huawei@darktrue .... 4	\makeatother .... 24, 32, 35, 90, 96, 236, 251, 260, 269, 304, 341, 384, 404, 447, 458
\color ..... 89, 247, 314, 352, 360, 417, 462	\huawei@header .... ... 81, 263, 273, 290	\maketitle .... 309, 398
\columnsep ..... 472	\huawei@landscapetrue ..... 20	\microtypesetup .... 58
\columnwidth ... 343, 414	\huawei@logo .... 97, 256	N
\copyright ..... 426	\huawei@nbrandtrue . 12	\newif ..... 3, 5, 7, 9, 11, 13, 15, 17, 19, 21
\currenttime ..... 300	\huawei@nocovertrue . 16	\newline ..... 280, 307, 320, 395, 422, 427
D	\huawei@nodatetrue . 14	\newpage ... 348, 411, 451
\DeclareOption .... ..... 4, 6, 8, 10, 12, 14, 16, 18, 20, 22	\huawei@nopagingtrue 18	\newtimeformat ..... 44
\def ... 98, 99, 100, 392, 473	\huawei@nosecuritytrue ..... 8	\node ..... 93, 245
\definecolor .... 74, 75, 76, 77, 78, 79, 80	\huawei@slidestrue .. 6	\normalsize .... 351, 415
E	\Huge ..... 311, 352, 417	\nospell ..... 483
\empty ..... 277, 312, 319, 324, 332, 334, 393	I	P
\end .. 95, 233, 234, 235, 249, 257, 268, 288, 303, 308, 345, 353, 402, 445, 446, 454, 456	\ifcsname ..... 483	\PackageError .. 387, 407
\endcsname ..... 483	\ifhuawei@anonymous 21, 274, 318, 325, 331	
	\ifhuawei@authordraft ..... 9, 243	
	\ifhuawei@dark .... ..... 3, 98, 99, 459	
	\ifhuawei@landscape .. 19, 26, 386, 406, 453	

<code>\pagecolor</code> . . . . .	461	<code>\renewcommand</code> . . . . .		<code>\theauthor</code> . . . . .	275,
<code>\pageref</code> . . . . .	53, 293	... 239, 309, 475, 479		324, 328, 332, 479, 480	
<code>\pagestyle</code> . . . . .	238	<code>\renewenvironment</code> .	306	<code>\thecompany</code> . . . . .	
<code>\par</code> . . . . .	89, 382	<code>\RequirePackage</code> .	25,	... 284, 319, 320,	
<code>\param</code> . . . . .	392, 393	36, 37, 38, 39, 40,		367, 376, 426, 442, 477	
<code>\parindent</code> . . . . .	470	41, 42, 43, 45, 46,		<code>\THEHOUR</code> . . . . .	44
<code>\parskip</code> . . . . .	416, 471	47, 48, 51, 52, 53,		<code>\theid</code> ..	277, 334, 335, 482
<code>\PassOptionsToPackage</code>		54, 55, 57, 59, 60,		<code>\THEMINUTE</code> . . . . .	44
.....	72	61, 62, 63, 64, 65,		<code>\thepage</code> . . . . .	293
<code>\path</code> . . . . .	105, 115,	67, 70, 73, 237, 305, 460		<code>\thesecurity</code> ...	265, 481
119, 124, 126, 131,		<code>\rotatebox</code> . . . . .	247	<code>\thesubtitle</code> 312, 314, 478	
136, 139, 151, 162,				<code>\thetitle</code> ..	311, 475, 476
176, 188, 202, 215, 223		<b>S</b>		<code>\tikz</code> . . . . .	93, 245
<code>\PrintBibliography</code> <u>448</u>		<code>\SCALE</code> . . . . .	100, 101, 102	<code>\title</code> . . . . .	475
<code>\printbibliography</code>		<code>\scriptsize</code> . . . . .	360	<code>\today</code> . . . . .	300
.....	454, 456	<code>\scshape</code> ...	246, 307, 325	<code>\topskip</code> . . . . .	469
<code>\PrintCrumb</code> . . . . .	<u>342</u>	<code>\selectfont</code> ...	84, 87, 246	<code>\TPGrid</code> . . . . .	66
<code>\PrintDisclaimer</code> ..	<u>356</u>	<code>\setlength</code> . . . . .	49,	<code>\TPHorizModule</code> ..	93, 245
<code>\PrintFirstPage</code> ...	<u>385</u>	50, 416, 449, 467,		<code>\TPVertModule</code> . . . . .	94
<code>\PrintLastPage</code> ....	<u>405</u>	468, 469, 470, 471, 472		<code>\twodigit</code> . . . . .	44
<code>\PrintThankYouPage</code> <u>347</u>		<code>\setlist</code> . . . . .	56		
<code>\ProcessOptions</code> ....	23	<code>\setstretch</code> . . . . .	71,	<b>U</b>	
		83, 86, 359, 454, 456		<code>\usepackage</code> . . . . .	34
<b>R</b>		<code>\settimeformat</code> ....	300		
<code>\raggedbottom</code> . . . . .	465	<code>\sffamily</code> ...	89, 246, 360	<b>V</b>	
<code>\raggedcolumns</code> ....	466	<code>\small</code> . . . . .	307, 450	<code>\value</code> . . . . .	253, 272, 291
<code>\raggedleft</code> .	263, 290, 401			<code>\vspace</code> 310, 340, 345, 349,	
<code>\raggedright</code> . . . . .		<b>T</b>		354, 357, 397, 412, 419	
... 273, 344, 414, 452		<code>\textbackslash</code> .	476, 480		
<code>\relax</code> . . . . .	23	<code>\textbf</code> .	352, 361, 417, 425	<b>Y</b>	
		<code>\textsc</code> . . . . .	344	<code>\year</code> . . . . .	426
		<code>\the</code> . . . . .	426		