



# eolang: $\text{\LaTeX}$ Package for Formulas and Graphs of EO Programming Language and $\varphi$ -calculus\*

Yegor Bugayenko  
yegor256@gmail.com

2023-07-01, 0.13.0

**NB!** You must run  $\text{\TeX}$  processor with `--shell-escape` option and you must have [Perl](#) installed. This package doesn't work on Windows.

## 1 Introduction

This package helps you print formulas of  $\varphi$ -calculus, which is a formal foundation of [EO](#) programming language. The calculus was introduced by Bugayenko (2021) and later formalized by Kudasov et al. (2022). Here is how you render a simple expression:

<pre> app <math>\mapsto</math> [   <math>\rho \mapsto \xi.b.^2, \alpha_0   t \rightsquigarrow \text{TRUE},</math>   <math>b \mapsto [\alpha_* \mapsto \Phi.\text{fn}(56),</math>     <math>\varphi \mapsto \Phi.\text{string.trim}(\xi),</math>     <math>\Delta \mapsto \text{01-FE-C3}]]],</math>   <math>x \mapsto [\lambda \mapsto \emptyset].</math> </pre>	<pre> 1 \documentclass{minimal} 2 \usepackage{eolang} 3 \begin{document} 4 \begin{phiquestion*} 5 app -&gt; [[ % it's abstract! 6   ^ !-&gt; \$.b.^{^2}, 0/t~&gt; TRUE, 7   b -&gt; [[ *-&gt; Q.fn(56), 8     @ -&gt; QQ.string.trim(\$), 9     D&gt; 01-FE-C3 ]]],\ 10 x -&gt; [[ \lambda ..&gt; ? ]]. 11 \end{phiquestion*} 12 \end{document} </pre>
--	--

`phiquestion (env.)` The environment `phiquestion` lets you write a  $\varphi$ -calculus expressions using simple plain-text notation, where:

---

\*The sources are in GitHub at [objectionary/eolang.sty](#)

- “@” maps to “ $\varphi$ ” (`\varphi`),
- “^” maps to “ $\rho$ ” (`\rho`),
- “\$” maps to “ $\xi$ ” (`\xi`),
- “&” maps to “ $\sigma$ ” (`\sigma`),
- “?” maps to “ $\emptyset$ ” (`\varnothing`),
- “Q” maps to “ $\Phi$ ” (`\Phi`),
- “QQ” maps to “ $\dot{\Phi}$ ” (`\dot{\Phi}`),
- “->” maps to “ $\mapsto$ ” (`\mapsto`),
- “~>” maps to “ $\rightsquigarrow$ ” (`\rightsquigarrow`),
- “!->” maps to “ $\multimap$ ” (`\multimap`),
- “..>” maps to “ $\dot{\mapsto}$ ” (`\dot{\mapsto}`),
- “D>” maps to “ $\Delta \mapsto$ ” (`\Delta \mapsto`),
- “L>” maps to “ $\lambda \mapsto$ ” (`\lambda \mapsto`),
- “[[” maps to “ $\llbracket$ ” (`\llbracket`),
- “]]” maps to “ $\rrbracket$ ” (`\rrbracket`),
- “==” maps to “ $\equiv$ ” (`\equiv`),
- “|abc|” maps to “ $\text{abc}$ ” (`\text{abc}`).

Also, a few symbols are supported for  $\varphi$ PU architecture:

- “<<” maps to “ $\langle$ ” (`\langle`),
- “>>” maps to “ $\rangle$ ” (`\rangle`),
- “-abc>” maps to “ $\xrightarrow{ABC}$ ” (`\xrightarrow{ABC}`),
- “:=” maps to “ $\vDash$ ” (`\vDash`).

Before any arrow you can put a number, which will be rendered as  $\alpha$  with an index, for example `\phiiq{0->x}` will render “ $\alpha_0 \mapsto x$ ”. Instead of a number you can use asterix too.

You can append a slash and a title to the number of an attribute, such as `0/g->x`. this will render as  $\alpha_0|g \mapsto x$ . You can use fixed-width words too, for example `\phiiq{0/|f|->x}` will render as “ $\alpha_0|f \mapsto x$ ”. It’s also possible to use an asterix instead of a number, such that `\phiiq{*/g->x}` renders as “ $\alpha_*|g \mapsto x$ ”

Numbers are automatically converted to fixed-width font, no need to always decorate them with vertical bars.

TRUE and FALSE are automatically converted to fixed-width font too.

Object names are automatically converted to fixed-width font too, if they have more than one letter.

Texts in double quotes are automatically converted to fixed-width font too.

`\phiiq` The command `\phiiq` lets you inline a  $\varphi$ -calculus expressions using the same simple plain-text notation. You can use dollar sign directly too:

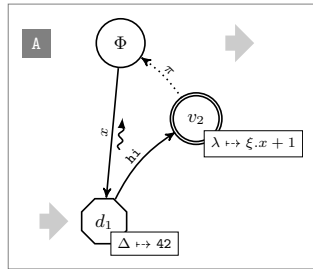
A simple object  $x \mapsto \llbracket \varphi \mapsto y \rrbracket$   
is a decorator of the data object  
 $y \mapsto \llbracket \Delta \mapsto 42 \rrbracket$ .

```

4 \begin{document}
5 A simple object
6 \phiq{x -> [[@ -> y]]} \\
7 is a decorator of
8 the data object \\
9 $y -> [[\Delta ..> 42]]$.
10 \end{document}

```

`sodg (env.)` The environment `sodg` allows you to draw a [SODG](#) graph:



```

1 \documentclass{standalone}
2 \usepackage{eolang}
3 \begin{document}
4 \begin{sodg}
5 v0 \\ v0==> \\ v0!!A
6 v1 xy:v0,-.8,2.8 data:42 tag:d_1
7 v0->v1 a:x rho \\ =>v1
8 v2 xy:v0,+1,+1 atom:\xi.x+1
9 v1->v2 a:|hi| bend:-15
10 v2->v0 pi bend:10 % a comment
11 \end{sodg}
12 \end{document}

```

The content of the environment is parsed line by line. Markers in each line are separated by a single space. The first marker is either a unique name of a vertex, like “v1” in the example above, or an edge, like “v0->v1.” All other markers are either unary like “rho” or binary like “atom:\$\xi.x+1\$.” Binary markers have two parts, separated by colon.

The following markers are supported for a vertex:

- “tag:<math>” puts a custom label <math> into the circle,
- “data: [<box>]” makes it a data vertex with an optional attached “<box>” (the content of the box may only be numeric data),
- “atom: [<box>]” makes it an atom with an optional attached “<box>” (the content of the box is a math formula),
- “box:<txt>” attaches a “<box>” to it,
- “xy:<v>,<r>,<d>” places this vertex in a position relative to the vertex “<v>,” shifting it right by “<r>” and down by “<d>” centimetres.
- “+:<v>” makes a copy of an existing vertex and all its kids.

The following markers are supported for an edge:

- “rho” places a backward snake arrow to the edge,
- “bend:<angle>” bend it right by the amount of “<angle>,”
- “a:<txt>” attaches label “<txt>” to it,
- “pi” makes it dotted, with  $\pi$  label.

It is also possible to put transformation arrows to the graph, with the help of “v0=>v1” syntax. The arrow will be placed exactly between two vertices. You can also put an arrow

from a vertex to the right, saying for example “ $v_3 \Rightarrow$ ”, or from the left to the vertex, by saying for example “ $\Rightarrow v_5$ .” If you want the arrow to stay further away from the vertex than usually, use a few “=” symbols, for example “ $=== \Rightarrow v_0$ .”

You can also put a marker at the left side of a vertex, using “ $v_5!A$ ” syntax, where “ $v_5$ ” is the vertex and “ $A$ ” is the text in the marker. They are useful when you put a few graphs on a picture explaining how one graph is transformed to another one and so forth. You can make a distance between the vertex and the marker a bit larger by using a few exclamation marks, for example “ $v_5!!!A$ ” will make a distance three times bigger.

You can make a clone of an existing vertex together with all its dependants, by using this syntax: “ $v_0+a$ .” Here, we make a copy of “ $v_0$ ” and call it “ $v_0a$ .” See the example below.

Be aware, unrecognized markers are simply ignored, without any error reporting.

`\eolang` There is also a no-argument command `\eolang` to help you print the name of EO language. It understands the anonymous package option and prints itself differently, to `\phic` double-blind your paper. There is also `\phic` command to print the name of  $\varphi$ -calculus, `\xmirl` also sensitive to anonymous mode. The macro `\xmirl` prints “XMIR”.

In our research we use XYZ,  
an experimental object-oriented  
dataflow language,  $\alpha$ -calculus, as its  
formal foundation, and XML<sup>+</sup> —  
its XML-based presentation.

```
3 \usepackage[anonymous]{eolang}
4 \begin{document}
5 In our research we use \eolang{}, \
6 an experimental object-oriented \
7 dataflow language, \phic{}, as its \
8 formal foundation, and \xmirl{} --- \
9 its XML-based presentation.
10 \end{document}
```

Without the anonymous option there will be no orange color:

In our research we use EO,  
an experimental object-oriented  
dataflow language,  $\varphi$ -calculus, as its  
formal foundation, and XMIR —  
its XML-based presentation.

```
3 \usepackage{eolang}
4 \begin{document}
5 In our research we use \eolang{}, \
6 an experimental object-oriented \
7 dataflow language, \phic{}, as its \
8 formal foundation, and \xmirl{} --- \
9 its XML-based presentation.
10 \end{document}
```

`\phiConst` A few simple commands are defined to help you render arrows. It is recommended `\phiWave` not to use them directly, but use `!->` instead. However, if you want to use `\phiConst`, `\phiDotted` wrap it in `\mathrel` for better display:

If  $x$  is an identifier and  $y$  is an object, then  $x \mapsto y$  makes  $y$  a constant,  $x \rightsquigarrow y$  makes it a decoratee of an arbitrary number of objects, while  $x \vdash y$  makes it a special attribute.

```
6 If $x$ is an identifier and $y$ is
7 an object, then $x \phiConst y$
8 makes $y$ a constant,
9 $x \phiWave y$ makes it a decoratee
10 of an arbitrary number of objects,
11 while $x \phiDotted y$ makes it
12 a special attribute.
```

`\phi0set` If you want to put a text over an arrow or under it, use `\phi0set` and `\phiUset` `\phiUset` respectively:

When the names of attributes and their values don't matter, we use an arrow with a star, for example:

$\llbracket \mapsto^* \rrbracket$ .

```

6 When the names of attributes and their
7 values don't matter, we use an arrow
8 with a star, for example:
9 \begin{phiuation*}
10 [[ \phiOset{*}{->} ]]
11 \end{phiuation*}

```

`\phiMany` Sometimes you may need to simplify the way you describe an object (the typesetting is a bit off, but this is not because of us, but because of [this](#)):

The expression  $\llbracket \alpha_1 \mapsto x_1, \alpha_2 \mapsto x_2, \dots, \alpha_n \mapsto x_n \rrbracket$  and expression  $\llbracket \alpha_i \xrightarrow{*} x_i \rrbracket$  are syntactically different but semantically equivalent.

```

6 The expression
7 \phiq{[[ 1-> x_1,
8 2-> x_2, \dots,
9 \alpha_n -> x_n ]]}
10 and expression
11 \phiq{[[ \alpha_i
12 \phiMany{->}{i=1}{n} x_i ]]}
13 are syntactically different but
14 semantically equivalent.

```

`\phiSaveTo` `\sodgSaveTo` If you want to use `phiuation` or `sodg` environments inside `tabular` or any other environment or command, you won't be able to do this, because `phiuation` and `sodg` are “verbatim” environments. `\phiSaveTo` and `\sodgSaveTo` commands will help you in this situation. You use them right before `\begin{phiuation}` or `\begin{sodg}` respectively — the content of the equation or the graph won't be rendered, but instead saved to the file. Later, inside `tabular`, you can use it through the `\input` macro (don't forget the `\parbox`):

Free:  $\llbracket x \mapsto \emptyset \rrbracket$

Bound:  $\llbracket x \mapsto \llbracket \Delta \vdash 42 \rrbracket \rrbracket$

```

5 \phiSaveTo{a}
6 \begin{phiuation*}
7 [[ x -> [[D>42]] ]]
8 \end{phiuation*}
9 \begin{tabular}{p{.5in}l}
10 Free: & $\llbracket x -> ? \rrbracket$ \\
11 Bound: & \parbox{1in}{\input{a}} \\
12 \end{tabular}

```

`\eoAnon` You may want to hide some of the content with the help of the anonymous package option. The command `\eoAnon` may help you with this. It has two parameters: one mandatory and one optional. The mandatory one is the content you want to show and the optional one is the substitution we will render if the anonymous package option is set.

## 2 Package Options

`tmpdir` The default location of temp files is `_eolang`. You can change this with the help of the `tmpdir` package option:

```
\usepackage[tmpdir=/tmp/foo]{eolang}
```

`nodollar` You may disable the special treatment of the dollar sign by using the `nodollar`

package option:

```
\usepackage[nodollar]{eolang}
```

anonymous You may anonymize `\eolang`, `\XMIR`, and `\phic` commands by using anonymous package option (they all use the `\eoAnon` command mentioned earlier):

```
\usepackage[anonymous]{eolang}
```

### 3 More Examples

The `phiqutation` environment treats ends of line as signals to start new lines in the formula. If you don't want this to happen and want to parse the next line as the a continuation of the current line, you can use a single backslash as it's done here:

$\frac{x \mapsto \llbracket \varphi \mapsto y \rrbracket \quad y \mapsto \llbracket z \mapsto 42 \rrbracket}{x.z \mapsto 42} R1$	<pre> 6 \begin{phiqutation*} 7 \dfrac \ 8 {x-&gt;[[@-&gt;y]] \quad y-&gt;[[z-&gt;42]]} \ 9 {x.z -&gt; 42} \ 10 \text{\sffamily R1} 11 \end{phiqutation*} </pre>
--	---

This is how you can use `\dfrac` from [amsmath](#) for large inference rules, with the help of `\begin{split}` and `\end{split}`:

$\frac{\begin{array}{l} x \mapsto \llbracket \varphi \mapsto y, z \mapsto 42, \\ \alpha_0 \mid g \mapsto \emptyset, \alpha_1 \mid \text{foo} \mapsto 42 \rrbracket \\ x \mapsto \llbracket \varphi \mapsto y, z \mapsto \emptyset, f \rightsquigarrow \text{pi} ( \\ \alpha_0 \mapsto \llbracket \psi \rightsquigarrow \text{hello}(12) \rrbracket, \\ \alpha_1 \mapsto 42 \rrbracket \end{array}}{R2.}$	<pre> 6 \begin{phiqutation*} 7 \dfrac{\begin{split} 8 x-&gt;[[@-&gt;y, z-&gt;42, 9 0/g-&gt;?, 1/foo-&gt;42]] \end{split}}{\begin{split} 10 \end{split}}{\begin{split} 11 x-&gt;[[@-&gt;y, z-&gt;?, f ~&gt;  pi ( 12 0-&gt;[[ \psi !-&gt;  hello (12) ]], 13 1-&gt;42)]] \end{split}}\text{R2}. 14 \end{phiqutation*} </pre>
--	---

You can use the `matrix` environment too, in order to group a few lines:

$\text{foo} \mapsto \left\{ \begin{array}{c} \emptyset \\ \llbracket \lambda \mapsto \rho \times \xi.\alpha_0 \rrbracket \\ \llbracket \Delta \mapsto 42 \rrbracket \end{array} \right\}$	<pre> 5 \begin{phiqutation*} 6 foo -&gt; \left\{\begin{matrix} \ 7 ? \\\ 8 [[ L&gt; ~ \times \$. \alpha_0 ]] \\\ 9 [[ D&gt; 42 ]] \ 10 \end{matrix}\right\} 11 \end{phiqutation*} </pre>
---	--

The `cases` environment works too:

$$\beta \models \begin{cases} [v_2, \varphi \xrightarrow{\text{DTZD}} 42] \\ [v_{33}] \end{cases}$$

```

5 \begin{phiuation*}
6 \beta := \begin{cases} \backslash
7 [ v_2, @ -dtzd> 42 ] \backslash
8 [ v_{33} ] \backslash
9 \end{cases}
10 \end{phiuation*}
11 \end{document}

```

The `phiuation` environment may be used together with the [acmart](#) package:

$$\begin{aligned} x &\mapsto \llbracket \\ &\quad y \mapsto \llbracket \\ &\quad \quad z \mapsto \xi, f \mapsto \emptyset \rrbracket \rrbracket, \\ \beta_1 &\models [\psi \xrightarrow{\text{WAIT}} \emptyset]. \end{aligned}$$

```

1 \documentclass{acmart}
2 \usepackage{eolang}
3 \thispagestyle{empty}
4 \begin{document}
5 \begin{phiuation*}
6 x -> \llbracket
7   y -> \llbracket
8     z !-> $, f ..> ? \rrbracket \rrbracket, \backslash
9 \beta_1 := [ \psi -wait> ? ].
10 \end{phiuation*}
11 \end{document}

```

It's possible to use `\label` inside the `phiuation` environment (pay attention to how you can disable our custom parsing of math formulas by means of curled brackets around the “4” number):

Discriminant can be calculated using the following simple formula:

$$D = b^2 - 4ac. \quad (1)$$

Eq. 1 is also widely used in number theory and polynomial factoring.

```

6 Discriminant can be calculated using
7 the following simple formula:
8 \begin{phiuation}
9 D = b^{2} - {4}ac.
10 \label{d}
11 \end{phiuation}
12 Eq.\ref{d} is also widely used in
13 number theory and polynomial factoring.

```

You can add comments to your equations, using the `&&` command (pay attention, the text inside `\text{}` is not processed and treated like a plain text):

$\llbracket \alpha_0 \mapsto x \rrbracket$	This is formation
$\llbracket \alpha_0 \mapsto \emptyset \rrbracket$	Abstraction
$x(\Delta \mapsto 42)$	Application

```

6 \begin{phiuation*}
7 \llbracket 0->x \rrbracket && \text{This is formation}
8 \llbracket 0->? \rrbracket && \text{Abstraction}
9 x(D>42) && \text{Application}
10 \end{phiuation*}

```

If you don't use `nodollar` package option, you can still use normal parsing of the dollar sign, by means of `\(...\)` syntax:

The object formation  $\llbracket \alpha_0 \mapsto x \rrbracket$  may be replaced with a formula  $Q \times a^2$ .

```

6 The object formation $[\llbracket 0->x \rrbracket]$
7 may be replaced with a formula
8 \(( Q \times a^2 )\).

```

The `phiuation` environment will automatically align formulas by the first arrow, if there are only left-aligned formulas:

$\begin{aligned} x(\pi) &\mapsto \llbracket \lambda \mapsto f_1 \rrbracket, \\ x(a, b, c) &\mapsto \llbracket \alpha_0 \mapsto \emptyset, \varphi \mapsto \text{hello}(\xi), x \mapsto \text{FALSE} \rrbracket, \\ \Delta &= 43-09, \\ x(y) &\equiv x(\alpha_0 \mapsto y). \end{aligned}$	<pre> 5 \begin{phiuation*} 6 x(\pi) -&gt; \llbracket \lambda \mapsto f_1 \rrbracket, \\\ 7 x(a,b,c) -&gt; \llbracket \alpha_0 \mapsto \emptyset, \varphi \mapsto \text{hello}(\xi), x \mapsto \text{FALSE} \rrbracket, \\\ 8 \Delta = 43-09, 9 x(y) == x(\alpha_0 \mapsto y). 10 \end{phiuation*} </pre>
---	--

If not a single line is indented in `phiuation`, all formulas will be centered:

$\begin{aligned} &\llbracket b \mapsto \emptyset \rrbracket, \\ &\llbracket \varphi \mapsto \text{TRUE}, \Delta \mapsto 42 \rrbracket, \\ &\psi = \langle \pi, 42 \rangle. \end{aligned}$	<pre> 5 \begin{phiuation*} 6 \llbracket b \mapsto \emptyset \rrbracket, 7 \llbracket \varphi \mapsto \text{TRUE}, \Delta \mapsto 42 \rrbracket, \\\ 8 \psi = \langle \pi, 42 \rangle. 9 \end{phiuation*} </pre>
---	---

It is possible to use “manual splitting” mode in the `phiuation` environment by starting the body with `\begin{split}`:

$\begin{aligned} x(\pi) &\mapsto 4 \\ x(a, b, c) &\mapsto \llbracket \alpha_0 \mapsto \emptyset \rrbracket \end{aligned}$	<pre> 5 \begin{phiuation*} 6 \begin{split} 7 x(\pi) &amp;\mapsto 4 \\\ 8 x(a,b,c) &amp;\mapsto \llbracket \alpha_0 \mapsto \emptyset \rrbracket \\\ 9 \end{split} 10 \end{phiuation*} </pre>
---	--

When necessary to use a percentage sign, prepend it with a backward slash:

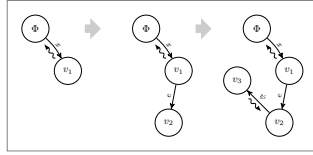
$x \mapsto \text{sprintf}(\text{"Hello, \%s!"}, \text{name})$	<pre> 5 \begin{phiuation*} 6 x -&gt; \text{sprintf}(\text{"Hello, \%s!"}, \text{name}) 7 \end{phiuation*} 8 \end{document} </pre>
---	---

You can make a copy of a vertex together with its kids:

	<pre> 5 \begin{sodg} 6 v0 \\\ v0!!A 7 v1 xy:v0,.7,1 8 v0-&gt;v1 a:x bend:-10 9 v2 xy:v1,-1.3,.8 10 v1-&gt;v2 a: foo  bend:-20 11 v0+a xy:v0,3,0 12 v3a xy:v0a,-.7,1 13 v0a-&gt;v3a a:e bend:-15 14 v0=&gt;v0a \\\ v0a!B 15 \end{sodg} </pre>
--	--

You can make a copy from a copy:



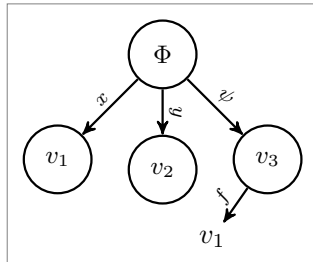


```

5 \begin{sodg}
6 v0
7 v1 xy:v0,.7,1
8 v0->v1 a:x bend:-10 rho
9 v0+a xy:v0,3,0 \\\ v0=>v0a
10 v2a xy:v1a,-.8,1.3
11 v1a->v2a a:e
12 v0a+b xy:v0a,3,0 \\\ v0a=>v0b
13 v3b xy:v2b,-1,-1
14 v2b->v3b a:\psi{} rho
15 \end{sodg}

```

You can have “broken” edges, using “break” attribute of an edge. The attribute must have a value, which is the percentage of the path between vertices that the arrow should take (can’t be more than 80 and less than 20). This may be convenient when you can’t fit all edges into the graph, for example:

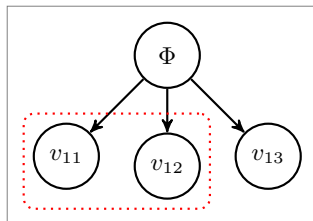


```

5 \begin{sodg}
6 v0
7 v1 xy:v0,-1,1
8 v0->v1 a:x
9 v2 xy:v0,0,1
10 v0->v2 a:y
11 v3 xy:v0,1,1
12 v0->v3 a:\psi{}
13 v3->v1 a:f bend:-75 break:30
14 \end{sodg}

```

You can add [TikZ](#) commands to sodg graph, for example:



```

6 \begin{sodg}
7 v0
8 v11 xy:v0,-1,1 \\\ v0->v11
9 v12 xy:v0,0,1 \\\ v0->v12
10 v13 xy:v0,1,1 \\\ v0->v13
11 \node[draw=red,rounded corners,\
12   dotted,fit=(v11) (v12)] {};
13 \end{sodg}

```

## 4 Implementation

First, we include a few packages. We need [stmaryrd](#) for `\llbracket` and `\rrbracket` commands:

```
1 \RequirePackage{stmaryrd}
```

We need [amsmath](#) for `equation*` environment:

```
2 \RequirePackage{amsmath}
```

We need [amssymb](#) for `\varnothing` command. We disable `\Bbbk` because it may conflict with some packages from [acmart](#):

```
3 \let\Bbbk\relax\RequirePackage{amssymb}
```

We need [fancyvrb](#) for `\VerbatimEnvironment` command:

```
4 \RequirePackage{fancyvrb}
```

We need [iexec](#) for executing Perl scripts:

```
5 \RequirePackage{iexec}
```

Then, we process package options:

```
6 \RequirePackage{pgfopts}
7 \RequirePackage{ifluatex}
8 \RequirePackage{ifxetex}
9 \pgfkeys{
10 /eolang/.cd,
11 tmpdir/.store in=\eolang@tmpdir,
12 tmpdir/.default=_eolang\ifxetex-xe\else\ifluatex-lua\fi\fi,
13 nocomments/.store in=\eolang@nocomments,
14 anonymous/.store in=\eolang@anonymous,
15 tmpdir
16 }
17 \ProcessPgfPackageOptions{/eolang}
```

Then, we make a directory where all temporary files will be kept:

```
18 \iexec[null]{mkdir -p "\eolang@tmpdir/\jobname"}%
```

`\eolang@lineno` Then, we define an internal counter to protect line number from changing:

```
19 \makeatletter\newcounter{eolang@lineno}\makeatother
```

`\eolang@mdfive` Then, we define a command for MD5 hash calculating of a file:

```
20 \RequirePackage{pdftexcmds}
21 \makeatletter
22 \newcommand\eolang@mdfive[1]{\pdf@filemdfivesum{#1}}
23 \makeatother
```

`eolang-phi.pl` Then, we create a Perl script for phiqutation processing using `VerbatimOut` environment from [fancyvrb](#):

```
24 \makeatletter
25 \begin{VerbatimOut}{\eolang@tmpdir/eolang-phi.pl}
26 $macro = $ARGV[0];
27 open(my $fh, '<', $ARGV[1]);
28 my $tex; { local $/; $tex = <$fh>; }
29 print "% This file is auto-generated by 0.13.0\n";
30 print '% There are ', length($tex),
31 ' chars in the input: ', $ARGV[1], "\n";
32 print '% ---', "\n";
33 if (index($tex, "\t") > 0) {
34   print "TABS are prohibited!";
35   exit 1;
36 }
37 my @lines = split /\n/g, $tex;
38 foreach my $t (@lines) {
39   print '% ', $t, "\n";
40 }
41 print '% ---', "\n";
42 $tex =~ s/(?<!\n)%.*\n/\n/g;
```

```

43 $tex =~ s/^~\s+|\s+$//g;
44 my $splitting = $tex =~ /^~\\begin\{split\}/;
45 if ($splitting) {
46   print '% The manual splitting mode is ON since \begin{split} started the text' . "\n";
47 }
48 my $indents = $tex =~ /\n +/g;
49 my $gathered = (0 == $indents);
50 if ($gathered) {
51   if ($splitting) {
52     print '% The "gathered" is NOT used because of manual splitting' . "\n";
53     $gathered = 0;
54   } else {
55     print '% The "gathered" is used since all lines are left-aligned' . "\n";
56   }
57 } else {
58   print '% The "gathered" is NOT used because ' .
59     $indents . " lines are indented\n";
60 }
61 my $align = 0;
62 print '% The "align" is NOT used by default' . "\n";
63 if (index($tex, '&&') >= 0) {
64   $macro =~ s/equation/align/g;
65   $align = 1;
66   print '% The "align" is used because of && seen in the text' . "\n";
67 }
68 if ($macro ne 'phiq') {
69   if (not $splitting) {
70     $tex =~ s/\\\\\\n/n\n/g;
71     $tex =~ s/\\\\n\s*//g;
72   }
73   $tex =~ s/\n*(\\label\{[^\}]+\})\n*/\1/g;
74   $tex =~ s/\n{3,}/\n\n/g;
75 }
76 my @texts = ();
77 sub trep {
78   my ($s) = @_ ;
79   my $open = 0;
80   my $p = 0;
81   for (; $p < length($s); $p++) {
82     $c = substr($s, $p, 1);
83     if ($c eq '}') {
84       if ($open eq 0) {
85         last;
86       }
87       $open--;
88     }
89     if ($c eq '{') {
90       $open++;
91     }
92   }
93   push(@texts, substr($s, 0, $p));
94   return '{TEXT' . (0+@texts - 1) . '}' . substr($s, $p + 1);
95 }
96 $tex =~ s/\\text\{(.+)/trep("$1")/ge;

```

```

97 if (not $splitting) {
98 $tex =~ s/(?<![{&}]&(?![&}])/\sigma{}/g;
99 }
100 $tex =~ s/([~\{a-z0-9]|^)\QQ(?![a-z0-9])/\1\dot{\Phi{}}/g;
101 $tex =~ s/([~\{a-z0-9]|^)\Q(?![a-z0-9])/\1\Phi{}/g;
102 $tex =~ s/([~\{a-z0-9]|^)\D>/\1\Delta{}/g;
103 $tex =~ s/([~\{a-z0-9]|^)\L>/\1\lambda{}/g;
104 $tex =~ s/"([~"]+)"|"\1"/g;
105 $tex =~ s/(\^(?<=[\s](\[\,.\>/)))([a-zA-Z][a-z0-9]+)(?=[\s](\[\,.\>|$\))/\2/g;
106 $tex =~ s/([~_]|^)([0-9]+\|*\)/(\^[a-z]+\|+[a-z]+\|)
107 (->|\.\>|^>|:=|!->)/\1\alpha_{2}\vert\3\space{4}/g;
108 $tex =~ s/([~_]|^)([0-9]+\|*)
109 (->|\.\>|^>|:=|!->)/\1\alpha_{2}\space{3}/g;
110 if ($macro ne 'phiq') {
111   if (not $splitting) {
112     $tex =~ s/\begin{split}\n\begin{split}&/g;
113     $tex =~ s/\n\s*\end{split}\end{split}/g;
114     $tex =~ s/\n\n\\\&/g;
115     $tex =~ s/\n\phiEOL{}\n&/g;
116     $tex =~ s/\\\$/g;
117     $tex =~ s/\\\n/g;
118     $tex =~ s/([~&\s])\s{2}([~&\s])/\1 \2/g;
119     $tex =~ s/\s{2}/\quad/g;
120     $tex = '&' . $tex;
121   }
122   my $lead = '[~\s]+\s(?:->|:=|!>)\s';
123   my @leads = $tex =~ /&{$lead}/g;
124   my @eols = $tex =~ /\n/g;
125   if (0+@leads == 0+@eols && 0+@eols > 1) {
126     $tex =~ s/&{$lead})/\1~/g;
127     $gathered = 0;
128     print '% The "gathered" is NOT used because all ' .
129       (0+@eols) . ' lines are ' . (0+@leads) . " leads\n";
130   }
131 }
132 if ($macro ne 'phiq') {
133 sub strip_tabs {
134   my ($env, $tex) = @_;
135   $tex =~ s/&/g;
136   return "\begin{$env}" . $tex . "\end{$env}";
137 }
138 foreach my $e ('matrix', 'cases') {
139 $tex =~ s/\begin{(\Q$e\E*?)\}(.\+)\end{(\Q$e\E*?)\}/strip_tabs($1, $2)/sge;
140 }
141 }
142 $tex =~ s/\$/\xi{}/g;
143 $tex =~ s/(?<!\{)\^(?!\\)/\rho{}/g;
144 $tex =~ s/[[/\llbracket\mathbin{}/g;
145 $tex =~ s/[ ]/\mathbin{\rrbracket}/g;
146 $tex =~ s/([~\s,>])([0-9A-F]{2})(?:-[0-9A-F]{2})+|
147 [0-9]+(?:\.[0-9]+)?)(?!\\)/\1|\2|/g;
148 $tex =~ s/TRUE/|TRUE|/g;
149 $tex =~ s/FALSE/|FALSE|/g;
150 $tex =~ s/\?/\varnothing{/g;

```

```

151 $tex =~ s/@/\varphi{/g;
152 $tex =~ s/-([a-z]+)>/\mathrel{\phiSlot{1}}/g;
153 $tex =~ s/!->/\mathbin{\phiConst}/g;
154 $tex =~ s/->/\mathbin{\mapsto}/g;
155 $tex =~ s/~>/\mathbin{\phiWave}/g;
156 $tex =~ s/:=\mathrel{\vDash}/g;
157 $tex =~ s/==\mathrel{\equiv}/g;
158 $tex =~ s/\.\.\>/\mathbin{\phiDotted}/g;
159 $tex =~ s/<</\langle/g;
160 $tex =~ s/>>/\rangle/g;
161 $tex =~ s/|{2,}/|/g;
162 $tex =~ s/|([^\|]+)|/\textnormal{\texttt{1}}{/g;
163 $tex =~ s/{\TEXT(d+)\}/'\text{' . @texts[1] . '}'/ge;
164 if ($macro eq 'phiq') {
165   print '$' if ($tex ne '');
166 } else {
167   print '\begin{' , $macro, "}\n";
168   if (not($align)) {
169     if ($gathered) {
170       print '\begin{gathered}' . "\n";
171     } elsif (not $splitting) {
172       print '\begin{split}' . "\n";
173     }
174   }
175 }
176 if ($gathered and not($align)) {
177   $tex =~ s/^&//g;
178   $tex =~ s/\n&/\n/g;
179 }
180 print $tex;
181 if ($macro eq 'phiq') {
182   print '$' if ($tex ne '');
183 } else {
184   if (not($align)) {
185     if ($gathered) {
186       print "\n" . '\end{gathered}';
187     } elsif (not $splitting) {
188       print "\n" . '\end{split}';
189     }
190   }
191   print "\n" . '\end{' . $macro . '}' ;
192 }
193 print '\endinput';
194 \end{VerbatimOut}
195 \message{eolang: File with Perl script
196   '\eolang@tmpdir/eolang-phi.pl' saved^^J}%
197 \makeatother

```

\phiSaveTo Then, we define the \phiSaveTo command to instruct the phiqutation environment that the output should not be sent to the document but saved to the file instead:

```

198 \makeatletter
199 \newcommand\phiSaveTo[1]{\def\eolang@phiSaveTo{#1}}
200 \makeatother

```

phiquation Then, we define the phiquation and the phiquation\* environments through a supplementary \eolang@process command:

```

201 \makeatletter\newcommand\eolang@process[1]{
202   \def\hash{\eolang@mdfive
203     {\eolang@tmpdir/\jobname/phiquation.tex}}%
204   \iexec[null]{cp "\eolang@tmpdir/\jobname/phiquation.tex"
205     "\eolang@tmpdir/\jobname/\hash.tex"}%
206   \message{Start parsing 'phi' at line no. \the\inputlineno^^J}
207   \iexec[trace,stdout=\eolang@tmpdir/\jobname/\hash-post.tex]{
208     perl "\eolang@tmpdir/eolang-phi.pl"
209     '#1'
210     "\eolang@tmpdir/\jobname/\hash.tex"
211     \ifdefined\eolang@nocomments | perl -pe 's/\%.*(\\n|$)//g'\fi
212     \ifdefined\eolang@phiSaveTo > \eolang@phiSaveTo\fi}%
213   \setcounter{FancyVerbLine}{\value{eolang@lineno}}%
214   \def\eolang@phiSaveTo{\relax}%
215 }
216 %
217 \newenvironment{phiquation*}%
218 {\catcode'\|=12 \VerbatimEnvironment%
219 \setcounter{eolang@lineno}{\value{FancyVerbLine}}%
220 \begin{VerbatimOut}
221   {\eolang@tmpdir/\jobname/phiquation.tex}}
222 {\end{VerbatimOut}\eolang@process{equation*}}
223 %
224 \newenvironment{phiquation}%
225 {\catcode'\|=12 \VerbatimEnvironment%
226 \setcounter{eolang@lineno}{\value{FancyVerbLine}}%
227 \begin{VerbatimOut}
228   {\eolang@tmpdir/\jobname/phiquation.tex}}
229 {\end{VerbatimOut}\eolang@process{equation}}
230 \makeatother

```

\phiq Then, we define \phiq command:

```

231 \RequirePackage{xstring}
232 \makeatletter\newcommand\phiq[1]{%
233 \StrSubstitute{\detokenize{#1}}{' '}{',''}[\clean]%
234 \iexec[log,trace,quiet,stdout=\eolang@tmpdir/\jobname/phiq.tex]{
235   /bin/echo '\clean'}%
236   \def\hash{\eolang@mdfive
237     {\eolang@tmpdir/\jobname/phiq.tex}}%
238   \iexec[null]{cp "\eolang@tmpdir/\jobname/phiq.tex"
239     "\eolang@tmpdir/\jobname/\hash.tex"}%
240   \ifdefined\eolang@nodollar\else\catcode'\$=3 \fi%
241   \iexec[trace,stdout=\eolang@tmpdir/\jobname/\hash-post.tex]{
242     perl \eolang@tmpdir/eolang-phi.pl '\phiq'
243     "\eolang@tmpdir/\jobname/\hash.tex"
244     \ifdefined\eolang@nocomments | perl -pe 's/\%.*(\\n|$)//g'\fi}%
245   \ifdefined\eolang@nodollar\else\catcode'\$=active\fi%
246 } \makeatother

```

nodollar Then, we redefine dollar sign:

```

247 \ifdefined\eolang@nodollar\else
248   \begingroup

```

```

249 \catcode'\$=\active
250 \protected\gdef$#1${\phiq{#1}}
251 \endgroup
252 \AtBeginDocument{\catcode'\$=\active}
253 \fi

```

eolang-sodg.pl Then, we create a Perl script for sodg graphs processing using VerbatimOut from [fancyvrb](#):

```

254 \makeatletter
255 \begin{VerbatimOut}{\eolang@tmpdir/eolang-sodg.pl}
256 sub num {
257   my ($i) = @_ ;
258   $i =~ s/(\+|-)\./\10./g;
259   return $i;
260 }
261 sub fmt {
262   my ($tex) = @_ ;
263   $tex =~ s/\\|([\^\\|]+)\\|\\textnormal{\texttt{1}}/g;
264   return $tex;
265 }
266 sub vertex {
267   my ($v) = @_ ;
268   if (index($v, 'v0') == 0) {
269     return '\Phi';
270   } else {
271     $v =~ s/^v/v_/g;
272     $v =~ s/[^0-9]$/g;
273     return $v . '>';
274   }
275 }
276 sub tailor {
277   my ($t, $m) = @_ ;
278   $t =~ s/<([A-Z]?$m[A-Z]?):([>]+)>/\2/g;
279   $t =~ s/<[A-Z]+:[>]+>/g;
280   return $t;
281 }
282 open(my $fh, '<', $ARGV[0]);
283 my $tex; { local $/; $tex = <$fh>; }
284 if (index($tex, "\t") > 0) {
285   print "TABS are prohibited!";
286   exit 1;
287 }
288 print '% This file is auto-generated', "\n\n";
289 print '% --- there are ', length($tex),
290   ' chars in the input (', $ARGV[0], "):\n";
291 foreach my $t (split /\n/g, $tex) {
292   print '% ', $t, "\n";
293 }
294 print "% ---\n";
295 $tex =~ s/\\\\\\/\n/g;
296 $tex =~ s/\\\\\n//g;
297 $tex =~ s/(\\[a-zA-Z]+)\s+/\1/g;
298 $tex =~ s/\n{2,}/\n/g;
299 my @cmds = split /\n/g, $tex;

```

```

300 print '% --- before processing:' . "\n";
301 foreach my $t (split (/\\n/g, $tex)) {
302   print '% ', $t, "\n";
303 }
304 print '% ---';
305 print ' (' . (0+@cmds) . " lines)\n";
306 print '\begin{picture}', "\n";
307 for (my $c = 0; $c < 0+@cmds; $c++) {
308   my $cmd = $cmds[$c];
309   $cmd =~ s/^\s+//g;
310   $cmd =~ s/(?<!\s)%.*//g;
311   my ($head, $tail) = split(/ /, $cmd, 2);
312   my %opts = {};
313   foreach my $p (split(/ /, $tail)) {
314     my ($q, $t) = split(/:/, $p);
315     $opts{$q} = $t;
316   }
317   if (index($head, '->') >= 0) {
318     my $draw = '\draw[';
319     if (exists $opts{'pi'}) {
320       $draw = $draw . '<MB:phi-pi><F:draw=none>';
321       if (not exists $opts{'a'}) {
322         $opts{'a'} = '\pi';
323       }
324     }
325     if (exists $opts{'rho'} and not(exists $opts{'bend'})) {
326       $draw = $draw . '<MB:,phi-rho>';
327     }
328     $draw = $draw . ']';
329     my ($from, $to) = split (/->/, $head);
330     $draw = $draw . " (${$from}) ";
331     if (exists $opts{'bend'}) {
332       $draw = $draw . 'edge [<F:draw=none><MF:,bend right=' .
333         num($opts{'bend'}) . '>';
334       if (exists $opts{'rho'}) {
335         $draw = $draw . '<MB:,phi-rho>';
336       }
337       $draw = $draw . ']';
338     } else {
339       $draw = $draw . '--';
340     }
341     if (exists $opts{'a'}) {
342       my $a = $opts{'a'};
343       if (index($a, '$') == -1) {
344         $a = '$' . fmt($a) . '$';
345       } else {
346         $a = fmt($a);
347       }
348       $draw = $draw . '<MB: node [phi-attr] {' . $a . '>';
349     }
350     if (exists $opts{'break'}) {
351       $draw = $draw . '<F: coordinate [pos=' .
352         ($opts{'break'} / 100) . '] (break)>';
353     }

```



```

354 $draw = $draw . " (<MF:${to}><B:break-v>);
355 if (exists $opts{'break'}) {
356     print tailor($draw, 'F') . ";\n";
357     print ' \node[outer sep=.1cm,inner sep=0cm] ' .
358         'at (break) (break-v) {$' . vertex($to) .
359         '$};' . "\n";
360     print ' ' . tailor($draw, 'B');
361 } else {
362     print tailor($draw, 'M');
363 }
364 } elsif (index($head, '=') >= 0) {
365     my ($from, $to) = split (/=>/, $head);
366     my $size = () = $head =~ /=/g;
367     if ($from eq '') {
368         print '\node [phi-arrow, left=' . ($size * 0.6) . 'cm of ' .
369             $to . '.center]';
370     } elsif ($to eq '') {
371         print '\node [phi-arrow, right=' . ($size * 0.6) . 'cm of ' .
372             $from . '.center]';
373     } else {
374         print '\node [phi-arrow] at ($(' .
375             $from . ')!0.5!(' . $to . ')$)';
376     }
377     print '{}';
378 } elsif (index($head, '!') >= 0) {
379     my ($v, $marker) = split (/!+/, $head);
380     my $size = () = $head =~ /*!/g;
381     print '\node [phi-marker, left=' .
382         ($size * 0.6) . 'cm of ' .
383         $v . '.center]{' . fmt($marker) . '}';
384 } elsif (index($head, '+') >= 0) {
385     my ($v, $suffix) = split (/+/, $head);
386     my @friends = ($v);
387     foreach my $c (@cmds) {
388         $e = $c;
389         $e =~ s/^\s+//g;
390         my $h = $e;
391         $h = substr($e, 0, index($e, ' ')) if index($e, ' ') >= 0;
392         foreach my $f (@friends) {
393             my $add = '';
394             if (index($h, $f . '->') >= 0) {
395                 $add = substr($h, index($h, '->') + 2);
396             }
397             if ($h =~ /\->\Q${f}\E/) {
398                 $add = substr($h, 0, index($h, '->'));
399             }
400             if (index($e, ' xy:' . $f . ',') >= 0) {
401                 $add = $h;
402             }
403             if (index($add, '+') == -1
404                 and $add ne ''
405                 and not(grep(/^\Q${add}\E/, @friends))) {
406                 push(@friends, $add);
407             }

```

```

408     }
409 }
410 my @extra = ();
411 foreach my $e (@cmds) {
412     $m = $e;
413     if ($m =~ /^s*Q${v}\E\s/) {
414         next;
415     }
416     if ($m =~ /^s*[^\s]+\+/ and not($m =~ /^s*Q${head}\E\s/)) {
417         next;
418     }
419     foreach my $f (@friends) {
420         my $h = $f;
421         $h =~ s/[a-z]$//g;
422         if ($m =~ s/^(s*)Q${f}\E\+Q${suffix}\E\s?/\1${h}${suffix} /g) {
423             last;
424         }
425         $m =~ s/^(s*)Q${f}\E\s/\1${h}${suffix} /g;
426         $m =~ s/^(s*)Q${f}\E->/\1${h}${suffix}->/g;
427         $m =~ s/\sxy:Q${f}\E,/ xy:${h}${suffix},/g;
428         $m =~ s/->Q${f}\E\s/->${h}${suffix} /g;
429     }
430     if ($m ne $e) {
431         push(@extra, ' ' . $m);
432     }
433 }
434 splice(@extra, 0, 0, @extra[-1]);
435 splice(@extra, -1, 1);
436 splice(@extra, 0, 0, '% clone of ' . $v . ' (' . $head .
437     ') , friends: [' . join(', ', @friends) . ']' in ' .
438     (0+@cmds) . ' lines');
439 splice(@cmds, $c, 1, @extra);
440 print '% cloned ' . $v . ' at line no.' . $c .
441     ' (' . (0+@extra) . ' lines -> ' .
442     (0+@cmds) . ' lines total)';
443 } elsif ($head =~ /^v[0-9]+[a-z]?$/) {
444     print "\node[';
445     if (exists $opts{'xy'}) {
446         my ($v, $right, $down) = split(/,/ , $opts{'xy'});
447         my $loc = '';
448         if ($down > 0) {
449             $loc = 'below ';
450         } elsif ($down < 0) {
451             $loc = 'above ';
452         }
453         if ($right > 0) {
454             $loc = $loc . 'right';
455         } elsif ($right < 0) {
456             $loc = $loc . 'left';
457         }
458         print ', ' . $loc . ' =';
459         print abs(num($down)) . 'cm and ' .
460             abs(num($right)) . 'cm of ' . $v . '.center';
461     }

```

```

462 if (exists $opts{'data'}) {
463     print ',phi-data';
464     if ($opts{'data'} ne '') {
465         my $d = $opts{'data'};
466         if (index($d, '|') == -1) {
467             $d = '$\Delta\phiDotted\text{' .
468                 '\textnormal{\texttt{' . fmt($d) . '}}}$';
469         } else {
470             $d = fmt($d);
471         }
472         $opts{'box'} = $d;
473     }
474 } elsif (exists $opts{'atom'}) {
475     print ',phi-atom';
476     if ($opts{'atom'} ne '') {
477         my $a = $opts{'atom'};
478         if (index($a, '$') == -1) {
479             $a = '$\lambda\phiDotted{' . fmt($a) . '$';
480         } else {
481             $a = fmt($a);
482         }
483         $opts{'box'} = $a;
484     }
485 } else {
486     print ',phi-object';
487 }
488 print ']';
489 print '(' . $head . ')';
490 print '{';
491 if (exists $opts{'tag'}) {
492     my $t = $opts{'tag'};
493     if (index($t, '$') == -1) {
494         $t = '$' . $t . '$';
495     } else {
496         $t = fmt($t);
497     }
498     print $t;
499 } else {
500     print '$' . vertex($head) . '$';
501 }
502 print '}';
503 if (exists $opts{'box'}) {
504     print ' node[phi-box] at (';
505     print $head, '.south east) {';
506     print $opts{'box'}, ')';
507 }
508 } else {
509     print $cmd;
510 }
511 print ";\n";
512 }
513 print '\end{picture}%', "\n";
514 print "% --- after processing:\n%";
515 foreach my $c (@cmds) {

```

```

516 print '% ', $c, "\n";
517 }
518 print '% --- (' . (0+@cmds) . " lines)\n";
519 print '\endinput';
520 \end{VerbatimOut}
521 \message{eolang: File with Perl script
522   '\eolang@tmpdir/eolang-sodg.pl' saved^^J}%
523 \makeatother

```

FancyVerbLine Then, we reset the counter for [fancyvrb](#), so that it starts counting lines from zero when the document starts rendering:

```

524 \setcounter{FancyVerbLine}{0}

```

tikz Then, we include [tikz](#) package and its libraries:

```

525 \RequirePackage{tikz}
526 \usetikzlibrary{arrows}
527 \usetikzlibrary{shapes}
528 \usetikzlibrary{decorations}
529 \usetikzlibrary{decorations.pathmorphing}
530 \usetikzlibrary{decorations.pathreplacing}
531 \usetikzlibrary{positioning}
532 \usetikzlibrary{calc}
533 \usetikzlibrary{math}
534 \usetikzlibrary{arrows.meta}

```

picture Then, we define internal environment phicture:

```

535 \newenvironment{phicture}%
536 {\noindent\begin{tikzpicture}[
537   ->,>=stealth',node distance=0,thick,
538   pics/parallel arrow/.style={
539     code={\draw[-latex,phi-rho] (##1) -- (-##1);}}]}%
540 {\end{tikzpicture}}
541 \tikzstyle{phi-arrow} = [fill=white!80!black, single arrow,
542   minimum height=0.5cm, minimum width=0.5cm,
543   single arrow head extend=2mm]
544 \tikzstyle{phi-marker} = [inner sep=0pt, minimum height=1.4em,
545   minimum width=1.4em, font={\small\color{white}\ttfamily},
546   fill=gray]
547 \tikzstyle{phi-thing} = [thick,inner sep=0pt,minimum height=2.4em,
548   draw,font={\small}]
549 \tikzstyle{phi-object} = [phi-thing,circle]
550 \tikzstyle{phi-data} = [phi-thing,regular polygon,
551   regular polygon sides=8]
552 \tikzstyle{phi-empty} = [phi-object]
553 \tikzset{%
554   phi-rho/.style={
555     postaction={%
556       decoration={
557         show path construction,
558         curveto code={
559           \tikzmath{
560             coordinate \I, \F, \v;
561             \I = (\tikzinputsegmentfirst);
562             \F = (\tikzinputsegmentlast);

```

```

563     \v = ($(\I) -(\F)$);
564     real \d, \a, \r, \t;
565     \d = 0.8;
566     \t = atan2(\vy, \vx);
567     if \vx<0 then { \a = 90; } else { \a = -90; };
568     {
569         \draw[arrows={-latex}, decorate,
570             decoration={%
571                 snake, amplitude=.4mm,
572                 segment length=2mm,
573                 post length=1mm
574             }]
575             ($(\F)!.5!(\I) +(\t: -\d em) +(\t +\a: 1ex)$)
576             -- ++(\t: 2*\d em);
577     };
578 }
579 },
580 \lineto code={
581     \tikzmath{
582         coordinate \I, \F, \v;
583         \I = (\tikzinputsegmentfirst);
584         \F = (\tikzinputsegmentlast);
585         \v = ($(\I) -(\F)$);
586         real \d, \a, \r, \t;
587         \d = 0.8;
588         \t = atan2(\vy, \vx);
589         if \vx<0 then { \a = 90; } else { \a = -90; };
590         {
591             \draw[arrows={-latex}, decorate,
592                 decoration={%
593                     snake, amplitude=.4mm,
594                     segment length=2mm,
595                     post length=1mm}]
596                 ($(\F)!.5!(\I) +(\t: -\d em) +(\t +\a: 1ex)$)
597                 -- ++(\t: 2*\d em);
598         };
599     }
600 }
601 },
602 decorate
603 }
604 }
605 }
606 \tikzstyle{phi-pi} = [draw,dotted]
607 \tikzstyle{phi-atom} = [phi-object,double]
608 \tikzstyle{phi-box} = [xshift=-5pt,yshift=3pt,draw,fill=white,
609     rectangle,thin,minimum width=1.2em,anchor=north west,
610     font={\scriptsize}]
611 \tikzstyle{phi-attr} = [midway,sloped,inner sep=0pt,
612     above=2pt,sloped/.append style={transform shape},
613     font={\scriptsize},color=black]

```

\sodgSaveTo Then, we define the \sodgSaveTo command to instruct the sodg environment that the output should not be sent to the document but saved to the file instead:

```

614 \makeatletter
615 \newcommand\sodgSaveTo[1]{\def\eolang@sodgSaveTo{#1}}
616 \makeatother

```

sodg Then, we create a new environment sodg, as suggested [here](#):

```

617 \makeatletter\newenvironment{sodg}%
618 {\catcode'\|=12 \VerbatimEnvironment%
619 \setcounter{eolang@lineno}{\value{FancyVerbLine}}%
620 \begin{VerbatimOut}
621   {\eolang@tmpdir/\jobname/sodg.tex}}
622 {\end{VerbatimOut}}%
623 \def\hash{\eolang@mdfive
624   {\eolang@tmpdir/\jobname/sodg.tex}}%
625 \iexec[null]{cp "\eolang@tmpdir/\jobname/sodg.tex"
626   "\eolang@tmpdir/\jobname/\hash.tex"}%
627 \catcode'\$=3 %
628 \message{Start parsing 'sodg' at line no. \the\inputlineno^^J}
629 \iexec[trace,stdout=\eolang@tmpdir/\jobname/\hash-post.tex]{
630   perl "\eolang@tmpdir/eolang-sodg.pl"
631   "\eolang@tmpdir/\jobname/\hash.tex"
632   \ifdefined\eolang@nocomments | perl -pe 's/\%.*(\n|$)//g'\fi
633   \ifdefined\eolang@sodgSaveTo > \eolang@sodgSaveTo\fi}%
634 \catcode'\$=active%
635 \setcounter{FancyVerbLine}{\value{eolang@lineno}}%
636 \def\eolang@sodgSaveTo{\relax}%
637 }\makeatother

```

\eoAnon Then, we define a supplementary command to help us anonymize some content.

```

638 \RequirePackage{hyperref}
639 \pdfstringdefDisableCommands{
640   \def\({}%
641   \def\)}{
642   \def\alpha{alpha}%
643   \def\varphi{phi}%
644 }
645 \makeatletter
646 \NewExpandableDocumentCommand{\eoAnon}{O{ANONYMIZED}m}{%
647   \ifdefined\eolang@anonymous%
648     \textcolor{orange}{#1}%
649   \else%
650     #2%
651   \fi%
652 }\makeatother

```

\eolang Then, we define a simple supplementary command to help you print EO, the name of our language.

```

653 \newcommand\eolang{%
654   \eoAnon[XYZ]{\sffamily EO}}

```

\phic Then, we define a simple supplementary command to help you print  $\varphi$ -calculus, the name of our formal apparatus.

```

655 \newcommand\phic{%
656   \eoAnon[(\alpha)-cal-cu-lus]{(\varphi)-cal-cu-lus}}

```

`\xmirl` Then, we define a simple supplementary command to help you print XMIR, the name of our XML-based format of program representation.

```

657 \newcommand\xmirl{%
658   \eoAnon[XML\(^+\)]{XMIR}}

```

`\phlConst` Then, we define a command to render an arrow for a constant attribute, as suggested [here](#):

```

659 \newcommand\phlConst{%
660   \mathrel{\hspace{.15em}}%
661   \mapstochar\mathrel{\hspace{-.15em}}\mapsto}

```

`\phlWave` Then, we define a command to render an arrow for a multi-layer attribute, as suggested [here](#):

```

662 \newcommand\phlWave{%
663   \mapstochar\mathrel{\mspace{0.45mu}}\leadsto}

```

`\phlSlot` Then, we define a command to render an arrow for a slot in a basket:

```

664 \newcommand\phlSlot[1]{%
665   \xrightarrow{\text{\sffamily\scshape #1}}}

```

`\phlOset` Then, we define two commands to position a text over and under an arrow, as suggested [here](#):

```

666 \makeatletter
667 \newcommand{\phlOset}[2]{%
668   \mathrel{\mathop{#2}\limits^{
669     \vbox to 0ex{\kern-2\ex@
670       \hbox{\$ \scriptscriptstyle#1\$ \vss}}}}}
671 \newcommand{\phlUset}[2]{%
672   \mathrel{\mathop{#2}\limits_{
673     \vbox to 0ex{\kern-6.3\ex@
674       \hbox{\$ \scriptscriptstyle#1\$ \vss}}}}}
675 \makeatother

```

`\phlMany` Then, we define a command for an arrow with iterating indecies:

```

676 \newcommand\phlMany[3]{%
677   \phlOset{#3}{\phlUset{#2}{#1}}}

```

`\phlEOL` Then, we define a command for line breaks in formulas:

```

678 \newcommand\phlEOL{\[-4pt]}

```

`\phlDotted` Then, we define a command to render an arrow for a special attribute, as suggested [here](#):

```

679 \RequirePackage{trimclip}
680 \RequirePackage{amsfonts}
681 \makeatletter
682 \newcommand{\phlDotted}{%
683   \mapstochar\mathrel{\mathpalette\phlDotted@\relax}}
684 \newcommand{\phlDotted@}[2]{%
685   \begingroup%
686   \settowidth{\dimen\z@}{\$ \m@th#1\rightarrow$}%
687   \settoheight{\dimen\tw@}{\$ \m@th#1\rightarrow$}%
688   \sbox\z@{%
689     \makebox[\dimen\z@][s]{%

```

```

690     \clipbox{0 0 {0.4\width} 0}%
691     {\resizebox{\dimen\z@}{\height}%
692      {\m@th#1\dashrightarrow$}}%
693     \hss%
694     \clipbox{{0.69\width} {-0.1\height} 0
695      {-\height}}{\m@th#1\rightarrow$}%
696   }%
697 }%
698 \ht\z@=\dimen\tw@ \dp\z@=\z@%
699 \box\z@%
700 \endgroup%
701 }
702 \makeatother

```



## References

- Bugayenko, Yegor (2021). *EOLANG and  $\varphi$ -calculus*. arXiv: [2111.13384](#) [cs.PL].
- Kudasov, Nikolai et al. (2022).  *$\varphi$ -calculus: a purely object-oriented calculus of decorated objects*. arXiv: [2204.07454](#) [cs.PL].

## Change History

0.0.1	General: First draft. . . . .	9	0.12.1	eolang-sodg.pl: The bug is fixed related to the formatting of indexes of vertices. . . . .	15
0.0.2	sodg: The environment <code>phigure</code> renamed to <code>sodg</code> for the sake of better semantic. The graph in the picture is solely a SODG graph, that's why the name <code>sodg</code> is better. . . . .	22	0.13.0	eolang-phi.pl: Parsing of QQ into <code>\dot{\Phi}</code> implemented. . . . .	10
	eolang-phi.pl: New symbol added for basket slots . . . . .	10	0.2.0	eolang-phi.pl: Numbers automatically render as <code>\texttt</code> . No need to use vertical bars around them anymore. . . . .	10
	Parsing of the symbols “@,” “^,” and “&” enabled ( <code>\varphi</code> , <code>\rho</code> , and <code>\sigma</code> ) . . . . .	10		eolang-sodg.pl: The content of the <code>atom</code> and the <code>data</code> boxes is parsed automatically as formulas and numbers, respectively. . . . .	15
	The symbols “[” and “]” replaced with “[[” and “]]” for abstract object brackets, because they conflicted with normal square brackets . . . . .	10		<code>\xm</code> ir: New command <code>\xm</code> ir prints XMIR in both normal and the anonymous mode of <code>acmart</code> . . . .	23
	eolang-sodg.pl: The Perl file now has a fixed name, which doesn't depend on the name of the TeX job. This file may be shared among jobs, no need to make it uniquely named. . . . .	15	0.3.0	<code>\eolang@lineno</code> : New counter for protecting <code>lineno</code> . . . . .	10
	<code>\phi</code> iq: Parsing of additional symbols enabled. . . . .	14		eolang-phi.pl: New arrow added, that looks like <code>\leadsto</code> . . . . .	10
0.1.0	General: Parsing of package options introduced. . . . .	10		<code>\phiWave</code> : New command <code>\phiWave</code> added to denote a link to a multi-layer attribute. . . . .	23
	<code>\eolang</code> : New command <code>\eolang</code> added to print the name of the language in both normal and the anonymous mode of <code>acmart</code> . . . .	22	0.4.0	eolang-sodg.pl: Labels on the edges are automatically printed as math formulas. Also, boxes are prefixed with the <code>\Delta</code> and the <code>\lambda</code> commands. . . . .	15
	<code>\eolang@mdfive</code> : New supplementary command added to calculate MD5 sum of a file. . . .	10		Relative positioning of vertices fixed. . . . .	15
	eolang-phi.pl: A new Perl script “eolang-phi.pl” added for parsing of phi expressions. . . . .	10	0.5.0	eolang-phi.pl: Automated formatting of <code>TRUE</code> and <code>FALSE</code> added. . . . .	10
	eolang-sodg.pl: There are two Perl scripts now: one for <code>phi</code> ication, another one for <code>sodg</code> . . . . .	15		eolang-sodg.pl: It is possible to use TikZ commands inside the <code>sodg</code> environment. . . . .	15
	<code>\phi</code> ic: New command <code>\phi</code> ic prints the name of $\varphi$ -calculus in both normal and the anonymous mode of <code>acmart</code> . . . . .	22		New syntax introduced that allows to make clones of vertices and all their dependants. . . . .	15
	<code>\phiConst</code> : New command <code>\phiConst</code> added to denote a link to a constant attribute. . . . .	23		Now edges may have the <code>break</code> attribute, to make them shorter. . .	15
	<code>\phiDotted</code> : New command <code>\phiDotted</code> added to denote a link to a special attribute. . . . .	23		<code>\phiMany</code> : New command <code>\phiMany</code> enables iterating over an arrow. . .	23
				<code>\phiSlot</code> : New command <code>\phiSlot</code> added to denote a link to a slot in a basket. . . . .	23

0.6.0	General: Package option <code>nocomments</code> added in order to enable comments suppression in temporary <code>.tex</code> files (may be pretty important for <code>.dtx</code> documents). . . . .	10
	<code>eolang-sodg.pl</code> : The <code>rrho</code> attribute is retired, now <code>rho</code> works just fine in all situations. . . . .	15
0.7.0	<code>nodollar</code> : Now it is possible to use dollar sign instead of the <code>\phiq</code> command. . . . .	14
	<code>eolang-phi.pl</code> : New syntax sugar for $\Phi$ , just using capital “Q” is enough. Object names are automatically converted to <code>\texttt</code> , provided their names include two or more symbols. . . . .	10
	Text in quotes is automatically converted to <code>\texttt</code> . . . . .	10
0.8.0	General: The anonymous package option added. . . . .	10
	<code>eolang-phi.pl</code> : Inside <code>phiq</code> uation any text inside the <code>\text</code> macro is not processed. . . . .	10
	<code>eolang-sodg.pl</code> : The <code>tag</code> attribute is introduced for changing labels inside a vertex circle. . . . .	15
	<code>\phi0set</code> : New commands <code>\phi0set</code> and <code>\phiUset</code> help position text over and under an arrow. . . . .	23
	<code>\phiSaveTo</code> : The output of the <code>phiq</code> uation environment can be redirected to a file. . . . .	13
	<code>\sodgSaveTo</code> : The output of the <code>sodg</code> environment can be redirected to a file. . . . .	21
0.9.0	<code>\eoAnon</code> : New command <code>\eoAnon</code> added. . . . .	22
	<code>eolang-phi.pl</code> : Proper handling of the <code>matrix</code> environment. . . . .	10
	<code>\phiEOL</code> : New command <code>\phiEOL</code> added, instead of <code>\[-4pt]</code> . . . . .	23

# Index

Numbers written in *italic* refer to the page where the corresponding entry is described; numbers underlined refer to the code line of the definition; numbers in *roman* refer to the code lines where the entry is used.

Symbols	D	F
<code>\\$</code> ..... 142, 240, 245, 249, 252, 627, 634	<code>\d</code> .. 163, 564, 565, 575, 576, 586, 587, 596, 597	<code>\F</code> ..... 560, 562, 563, 575, 582, 584, 585, 596
<code>\%</code> ..... 211, 244, 632	<code>\dashrightarrow</code> ... 692	<code>\FancyVerbLine</code> .... <u>524</u>
<code>\(</code> ..... 640, 656, 658	<code>\def</code> ..... 199, 202, 214, 236, 615, 623, 636, 640, 641, 642, 643	G
<code>\)</code> ..... 641, 656, 658	<code>\Delta</code> ..... 467	<code>\gdef</code> ..... 250
<code>\*</code> ..... 106, 108, 139	<code>\detokenize</code> ..... 233	H
<code>\+</code> ..... 258, 385, 416, 422	<code>\dimen</code> 686, 687, 689, 691, 698	<code>\hash</code> ... 202, 205, 207, 210, 236, 239, 241, 243, 623, 626, 629, 631
<code>\-</code> ..... 656	<code>\dp</code> ..... 698	<code>\hbox</code> ..... 670, 674
<code>\.</code> .. 107, 109, 147, 158, 258	<code>\draw</code> ... 318, 539, 569, 591	<code>\height</code> .... 691, 694, 695
<code>\/</code> ..... 105, 106	E	<code>\hspace</code> ..... 660, 661
<code>\?</code> ..... 150	<code>\E</code> 139, 397, 405, 413, 416, 422, 425, 426, 427, 428	<code>\hss</code> ..... 693
<code>\[</code> ..... 105, 144	<code>\end</code> ..... 186, 188, 191, 194, 222, 229, 513, 520, 540, 622	<code>\ht</code> ..... 698
<code>\{</code> .... 44, 73, 96, 112, 113, 139, 143, 147, 163	<code>\endinginput</code> .... 193, 519	I
<code>\}</code> 44, 73, 112, 113, 139, 163	<code>\eoAnon</code> . <u>638</u> , 654, 656, 658	<code>\I</code> ..... 560, 561, 563, 575, 582, 583, 585, 596
<code>\]</code> ..... 105, 145	<code>\eolang</code> ..... <u>653</u>	<code>\iexec</code> ... 18, 204, 207, 234, 238, 241, 625, 629
<code>\^</code> ..... 143	<code>\eolang-phi.pl</code> ..... <u>24</u>	<code>\ifdefined</code> ..... 211, 212, 240, 244, 245, 247, 632, 633, 647
<code>\ </code> ..... 106, 161, 162, 218, 225, 263, 618	<code>\eolang-sodg.pl</code> ... <u>254</u>	<code>\ifluatex</code> ..... 12
Numbers	<code>\eolang@anonymous</code> 14, 647	<code>\ifxetex</code> ..... 12
<code>\2</code> 105, 107, 109, 118, 147, 278	<code>\eolang@lineno</code> ..... <u>19</u>	<code>\inputlineno</code> ... 206, 628
<code>\3</code> ..... 107, 109	<code>\eolang@mdfive</code> .... ... <u>20</u> , 202, 236, 623	J
<code>\4</code> ..... 107	<code>\eolang@nocomments</code> ... 13, 211, 244, 632	<code>\jobname</code> . 18, 203, 204, 205, 207, 210, 221, 228, 234, 237, 238, 239, 241, 243, 621, 624, 625, 626, 629, 631
A	<code>\eolang@nodollar</code> .. ..... 240, 245, 247	K
<code>\a</code> 564, 567, 575, 586, 589, 596	<code>\eolang@phiSaveTo</code> . ..... 199, 212, 214	<code>\kern</code> ..... 669, 673
<code>\active</code> . 245, 249, 252, 634	<code>\eolang@process</code> ... ..... 201, 222, 229	L
<code>\alpha</code> ..... 642, 656	<code>\eolang@sodgSaveTo</code> ..... 615, 633, 636	<code>\lambda</code> ..... 479
<code>\AtBeginDocument</code> .. 252	<code>\eolang@tmpdir</code> .... ..... 11, 18, 25, 196, 203, 204, 205, 207, 208, 210, 221, 228, 234, 237, 238, 239, 241, 242, 243, 255, 522, 621, 624, 625, 626, 629, 630, 631	<code>\leadsto</code> ..... 663
B	<code>\ex@</code> ..... 669, 673	<code>\limits</code> ..... 668, 672
<code>\Bbbk</code> ..... 3	M	<code>\m@th</code> ... 686, 687, 692, 695
<code>\begin</code> ..... 25, 46, 167, 170, 172, 220, 227, 255, 306, 536, 620		<code>\makeatletter</code> ..... ..... 19, 21, 24,
<code>\box</code> ..... 699		
C		
<code>\catcode</code> ..... 218, 225, 240, 245, 249, 252, 618, 627, 634		
<code>\clean</code> ..... 233, 235		
<code>\clipbox</code> ..... 690, 694		
<code>\color</code> ..... 545		

198, 201, 232, 254, 614, 617, 645, 666, 681	\makeatother 19, 23, 197, 200, 230, 246, 523, 616, 637, 652, 675, 702	\makebox ..... 689	\mapsto ..... 661	\mapstochar . 661, 663, 683	\mathop ..... 668, 672	\mathpalette ..... 683	\mathrel ..... 660, 661, 663, 668, 672, 683	\message 195, 206, 521, 628	\mspace ..... 663		
<b>N</b>											
\newcommand ..... 22, 199, 201, 232, 615, 653, 655, 657, 659, 662, 664, 667, 671, 676, 678, 682, 684	\newcounter ..... 19	\newenvironment ... ... 217, 224, 535, 617	\NewExpandableDocumentCommand ..... 646	\node ..... 357, 368, 371, 374, 381, 444	\nodollar ..... 247	\noindent ..... 536	<b>P</b>				
\pdf@filemdfivesum . 22	\pdfstringdefDisableCommands ..... 639	\pgfkeys ..... 9	\Phi ..... 269	\phic ..... 655	\phiConst ..... 659	\phicture ..... 535	\phiDotted . 467, 479, 679	\phiDotted@ .... 683, 684	\phiEOL ..... 678		
\phiMany ..... 676	\phiOset ..... 666, 677	\phiq ..... 231, 250	\phiquation ..... 201	\phiSaveTo ..... 198	\phiSlot ..... 664	\phiUset ..... 671, 677	\phiWave ..... 662	\pi ..... 322	\ProcessPgfPackageOptions ..... 17		
\protected ..... 250	<b>Q</b>										
\Q 139, 397, 405, 413, 416, 422, 425, 426, 427, 428	<b>R</b>										
\relax .... 3, 214, 636, 683	\RequirePackage .. 1, 2, 3, 4, 5, 6, 7, 8, 20, 231, 525, 638, 679, 680	\resizebox ..... 691	\rightarrow . 686, 687, 695	<b>S</b>							
\sbox ..... 688	\scriptscriptstyle ..... 670, 674	\scriptsize .... 610, 613	\scshape ..... 665	\setcounter .... 213, 219, 226, 524, 619, 635	\settoheight ..... 687	\settowidth ..... 686	\sffamily ..... 654, 665	\small ..... 545, 548	\sodg ..... 617		
\sodgSaveTo ..... 614	\StrSubstitute .... 233	\sxy ..... 427	<b>T</b>								
\t 33, 284, 564, 566, 575, 576, 586, 588, 596, 597	<b>Z</b>										
\z@ 686, 688, 689, 691, 698, 699	\text ..... 467, 665	\textcolor ..... 648	\textnormal ..... 468	\texttt ..... 468	\the ..... 206, 628	\tikz ..... 525	\tikzinputsegmentfirst ..... 561, 583	\tikzinputsegmentlast ..... 562, 584	\tikzmath ..... 559, 581		
\tikzset ..... 553	\tikzstyle .... 541, 544, 547, 549, 550, 552, 606, 607, 608, 611	\ttfamily ..... 545	\tw@ ..... 687, 698	<b>U</b>							
\usetikzlibrary ... 526, 527, 528, 529, 530, 531, 532, 533, 534	<b>V</b>										
\v ..... 560, 563, 582, 585	\value 213, 219, 226, 619, 635	\varphi ..... 643, 656	\vbox ..... 669, 673	\VerbatimEnvironment ..... 218, 225, 618	\vss ..... 670, 674	\vx ..... 566, 567, 588, 589	\vy ..... 566, 588	<b>W</b>			
\width ..... 690, 694	<b>X</b>										
\xmir ..... 657	\xrightarrow ..... 665	<b>Z</b>									